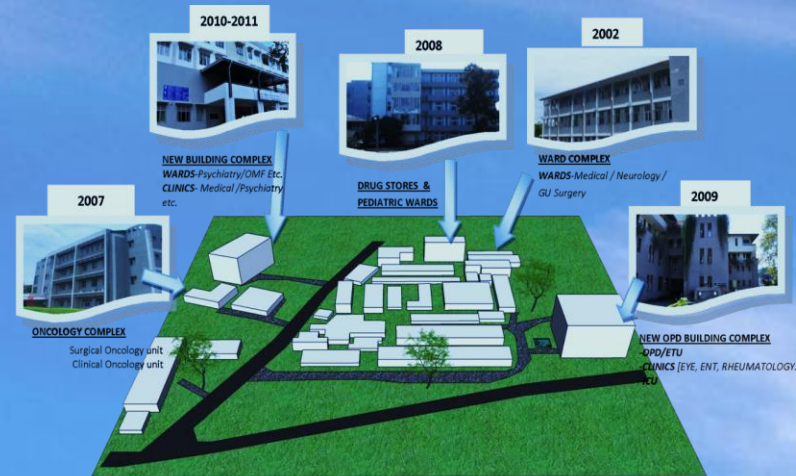


# Annual Review

# 2015

# PGH Badulla



2010/2011 ජාතික ඵලදායීතා සම්මාන තරඟාවලියේ රාජ්‍ය අංශයේ අන්තර් දෙපාර්තමේන්තු කාණ්ඩයේ ශ්‍රේණිය සටහන් ඵලදායීතා සම්මානයෙන් පිදුම් ලැබූ මෙම රෝහල

නිරන්තර ඔබගේ සේවය සඳහාම කැප වී සිටී

Provincial General Hospital, Bandarawela Road, Badulla, Sri Lanka

Tel : + 94 055-2222261/62 - Fax 055-2231205  
 Email : [info@badulla-hospital.health.gov.lk](mailto:info@badulla-hospital.health.gov.lk)  
 Web : [www.badulla-hospital.health.gov.lk](http://www.badulla-hospital.health.gov.lk)

# VISION & MISSION

## Our Vision

To be the undisputed front-runner in the innovative and comprehensive healthcare by 2020

## Our Mission

As the premier healthcare provider in Uva Wellassa, We are committed through teamwork to provide wide range of person-centered, incomparable, timely and sustainable healthcare service in a cost effective and responsible manner which contribute to the physical, psychological, social and spiritual wellbeing and aspiration of the community including stakeholders with adherence to good governance practices and maximum utilization of available resources while maintaining eco friendly safe environment.



**Hospital  
Song**



# Services available

## MEDICAL/SURGICAL

Medical –General  
Pediatric  
Gynecology & Obstetrics  
Surgical –General  
Neurology /stroke care  
Neuro-surgery  
Dermatology  
Psychiatry  
Oncology  
Onco-surgery  
Cardiology  
Respiratory Medicine  
Ophthalmology  
ENT  
Orthopedic  
Genito-Urinary  
**Nephrology**  
**Endocrinology**  
**Gastroenterology**  
Rheumatology  
Neonatology  
Thalassemia  
Anesthesia  
Blood bank  
Judicial Medical  
Facio-Maxillary(OMF)

## DIAGNOSTIC DEPARTMENTS

Radiology  
Pathology  
Hematology  
Microbiology  
Biochemistry

## OUT PATIENT CARE

Out Patient Department  
VP-OPD Clinic  
OPD – Dental  
Orthodontic  
Clinic services

## EMERGENCY CARE

Intensive Care Unit Medical  
Intensive Care Unit Surgical  
Intensive Care Unit Cardiac  
High Dependency Unit  
Emergency Treatment Unit

## SUPPORT SERVICES

Office  
Maintenance unit  
Bio-Medical unit  
Central Linen Supplies  
Hospital Dietary service  
Sanitary Services  
Transport Service

## OTHER CLINICAL SERVICES

2D ECHO  
Cardiac Pacing facilities  
NCS & EMG  
ECG, Stress ECG  
Halter monitoring  
EEG Services  
Rabies PE Prophylaxis unit (RTU)  
Physiotherapy Services  
Speech therapy Service  
Occupational therapy Services  
Audiology Services  
Radiotherapy Units  
Pharmacy  
Orthodontic workshop  
Orthopedic workshop  
Lactation management unit  
Diabetic centre

Telecommunication  
Medical statistics unit  
Quality management unit  
Infection control unit  
Health education unit  
Cost accounting unit  
Security Service

## OUTREACH SERVICES

Satellite Psychiatry clinics weekly  
Satellite Laboratory service  
Diabetic screening clinics  
Medical clinic at elders' home  
Satellite Eye clinics  
(Satellite GI clinics)  
Thalassemia screening  
Satellite Oncology clinics

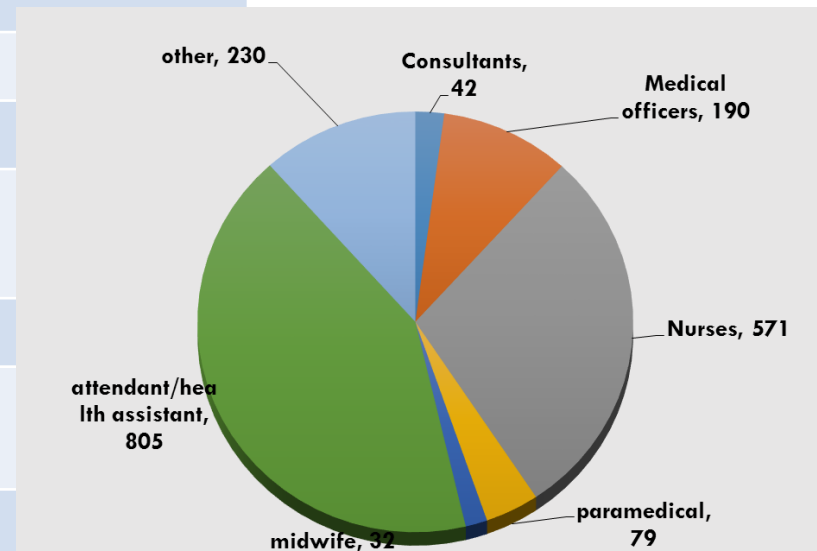


# Facility information


- Wards/units : 65
- Staff: 1945
  
- Beds : 1493
- Admissions : 275/day
- Bed occupancy rate : 74%
- Average length of stay : 3.8 days
- Patient turn over: 65
  
- OPD patients: 967/day
- Clinic patients: 1165/day
- Deliveries: 650/mnth (31% LSCS rate)
- Surgeries: 1,980/mnth
  
- Laboratory tests: 83,300 / mnth
- Radiology tests: 10,500 / mnth

# Cadre position

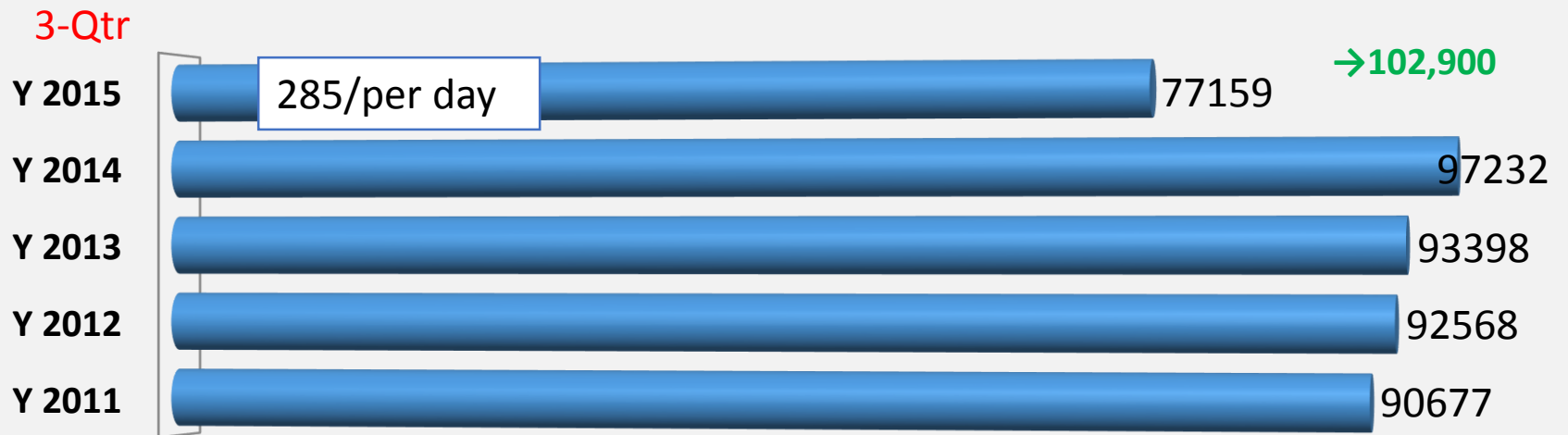
Category	Approved cadre	In-position	DGH Matara
Consultants	38	42	
Medical officers	236	190	328
Nurses	632	571	832
MLTs	33	33	
Pharmacists	32	31	
Radiographers	13	11	
Physiotherapist	12	9	
ECG Technicians	7	5	
Midwife	40	32	
Public Management Assistant	31	30	
Attendant	135	134	
Minor staff (HA-junior, ordinary)	688	697 *	
Health drivers	21	22 +2	



# BED STRENGTH




# ADMISSIONS




# Bed Occupancy Rate


3-Qtr



# OPD VISITS

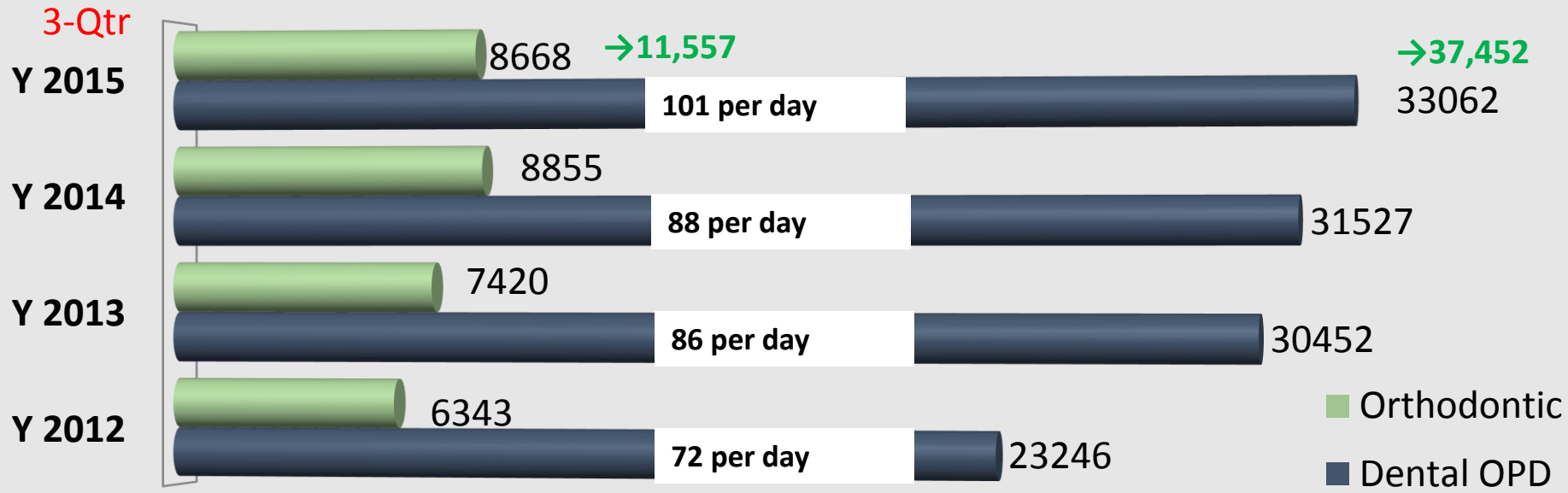


# CLINIC VISITS

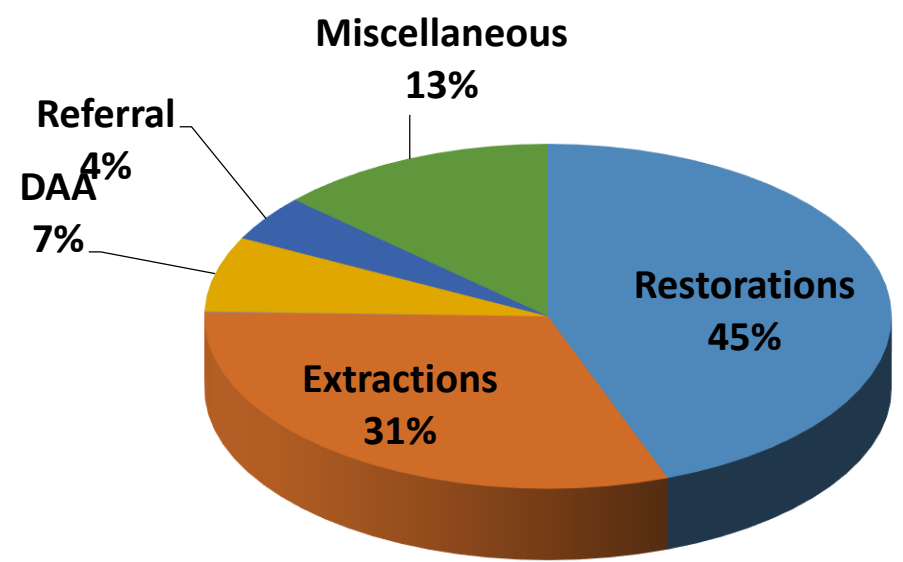




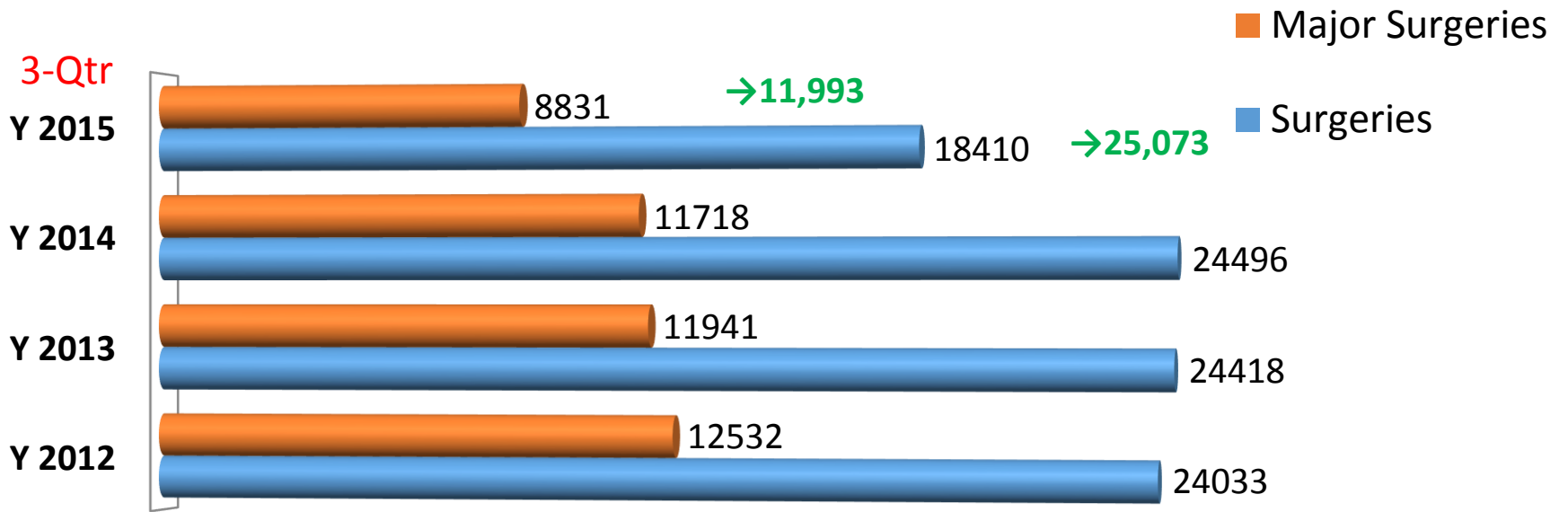
# DENTAL OPD/ORTHODONTIC UNIT




## Dental OPD



# SURGERIES



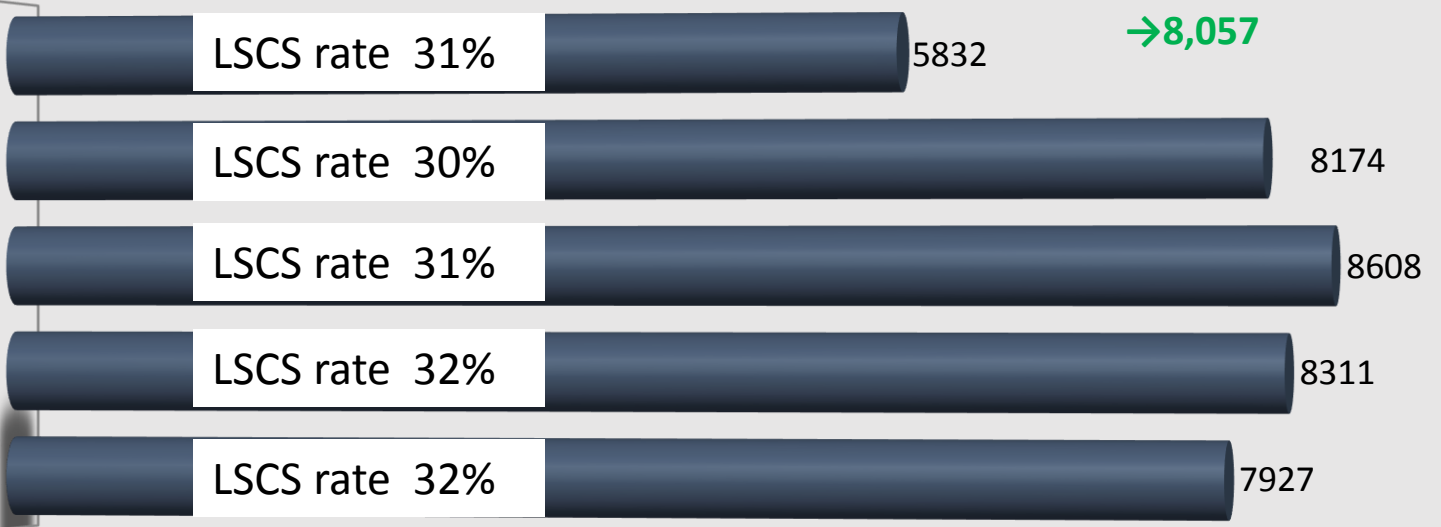
# ENDOSCOPY



# DELIVERIES

3-Qtr

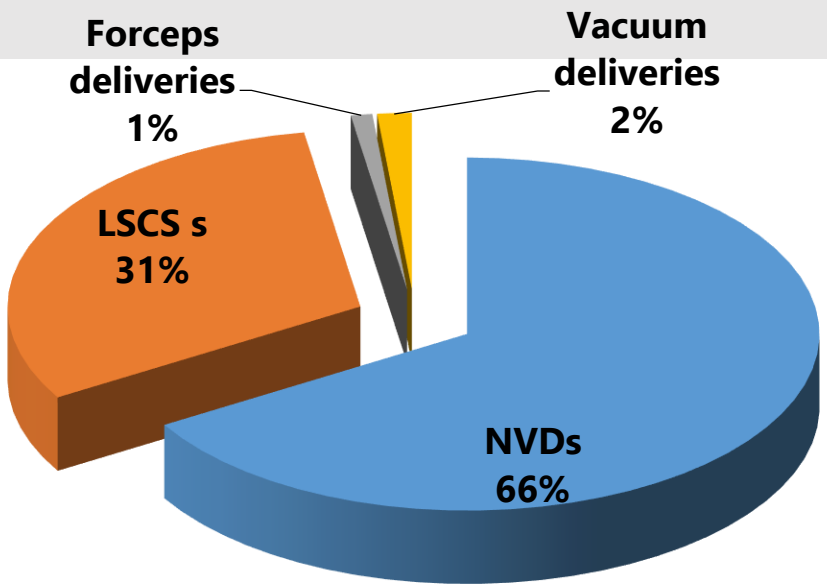
Y 2015  
Y 2014  
Y 2013  
Y 2012  
Y 2011




→8,057

## 2015 (3-Q)

Percentage of elective LSCS (total LSCS) 48%



# NEONATAL MORTALITY RATE

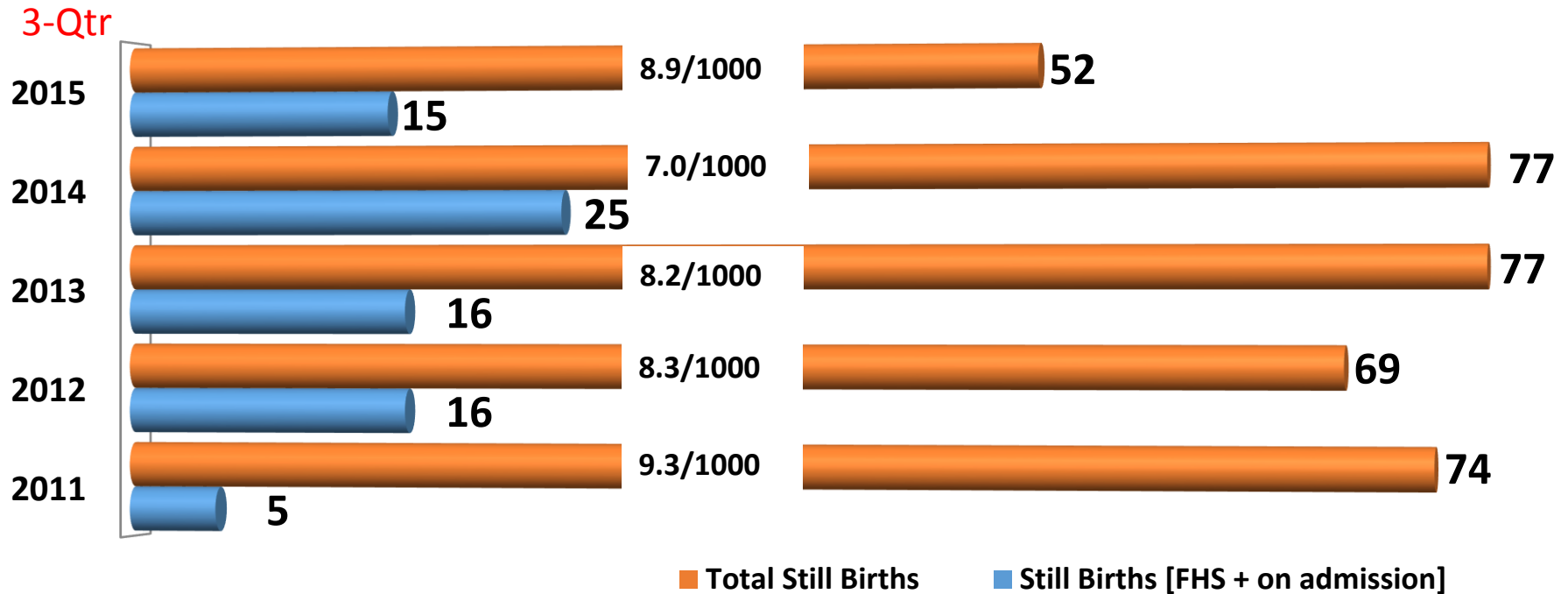


## 2015-3Q

### Causes of Neonatal Deaths

	Percentage %
Congenital Abnormalities/Congenital Heart Diseases	27
Prematurity & IRDS	38
Pneumonia	3
Extreme Prematurity + VLBW	21
Septicemia	3
Birth asphyxia	3

# STILL BIRTHS

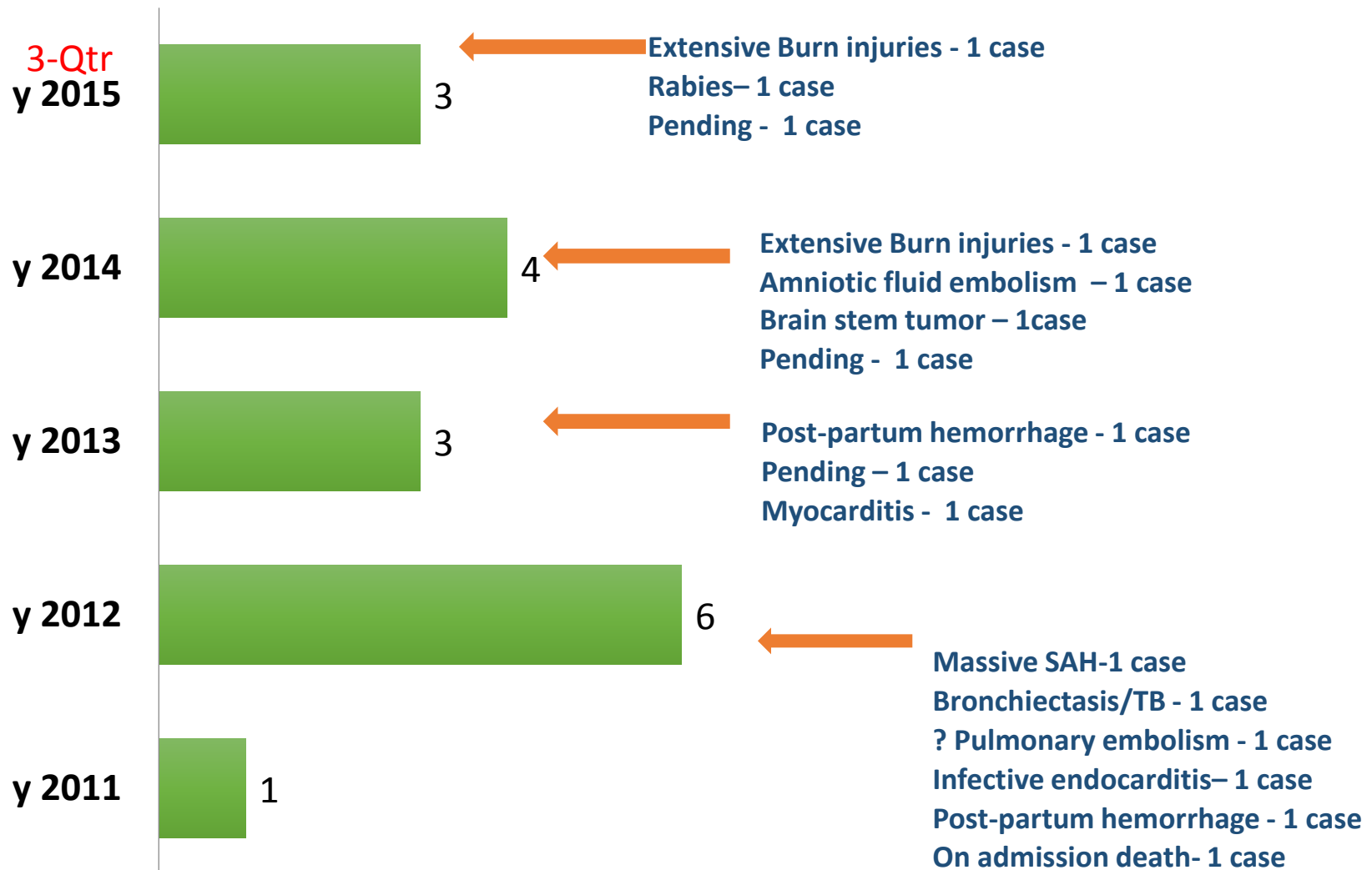


## Analysis of Still Births FHS Present on admission ( 2015)

### Year 2015 -6 month Still births

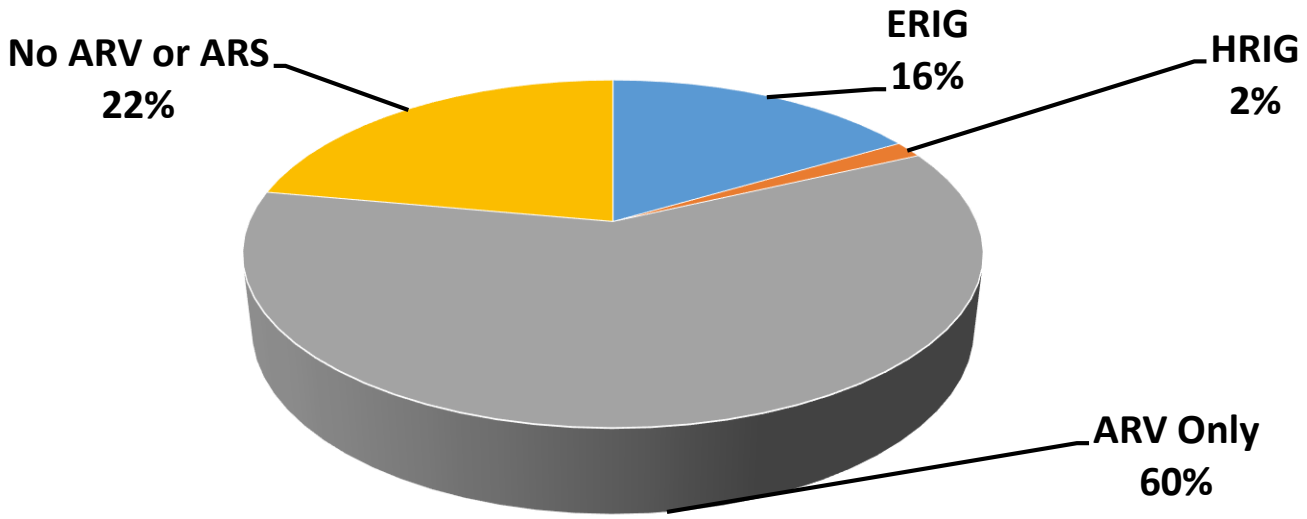

Number of Still Births	35	Hydrops Fetalis – 01
IUD (on-admission)	27	Placental abruption/PIH - 03
IUD (while in ward)	8	→ Tight cord round - 02

# MATERNAL DEATHS






# RABIES POST EXPOSURE PROPHYLAXIS

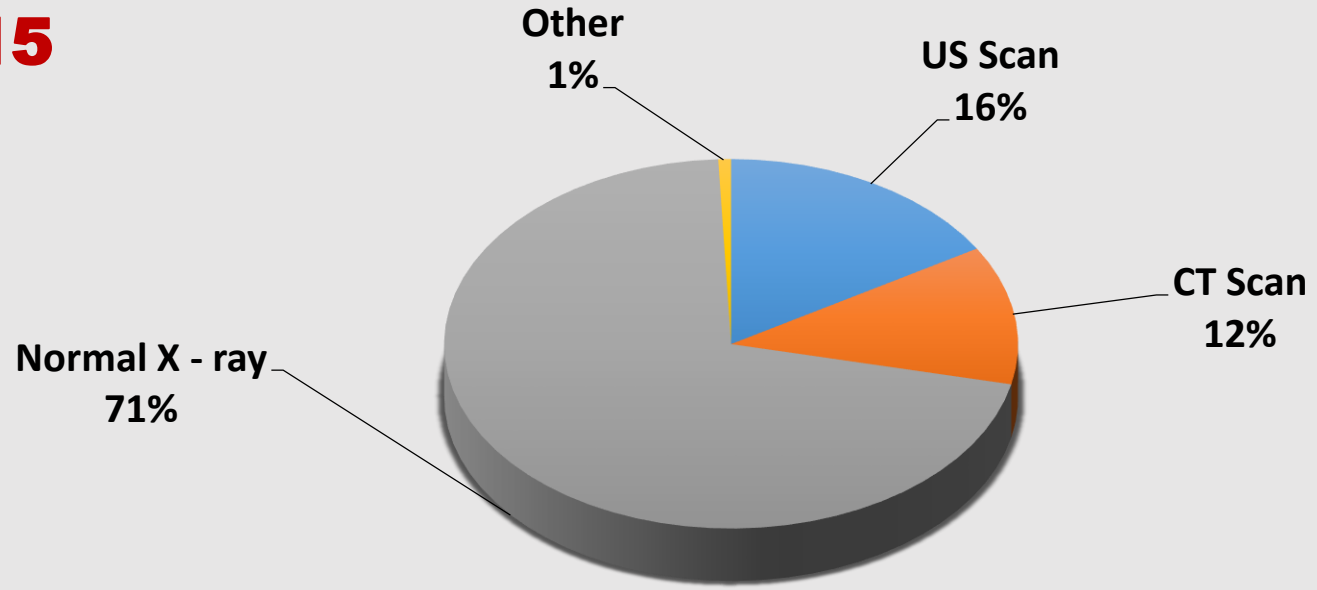


# RADIOLOGY INVESTIGATIONS

3-Qtr




2015

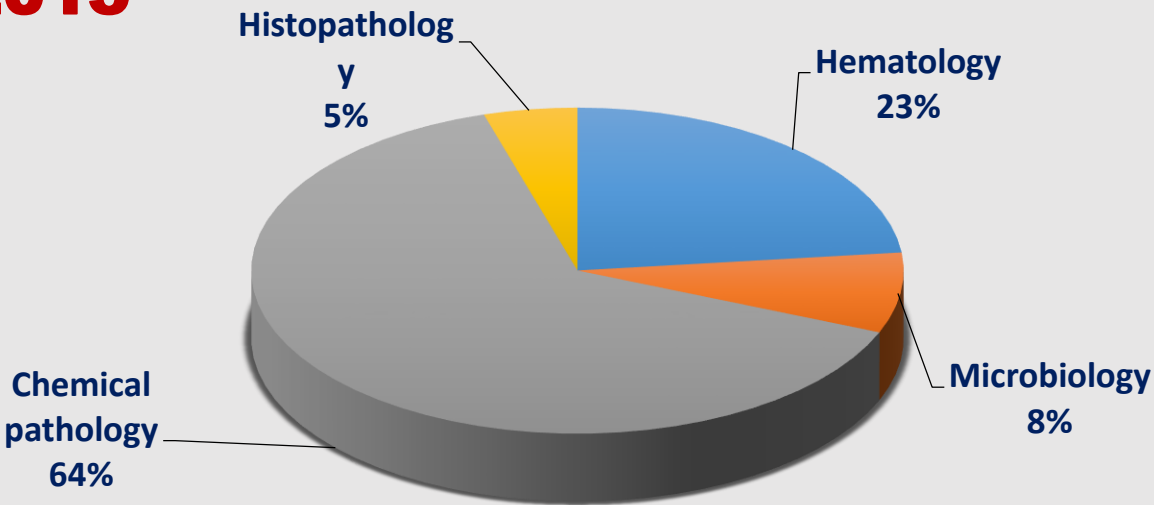


# LABORATORY INVESTIGATIONS

3-Qtr



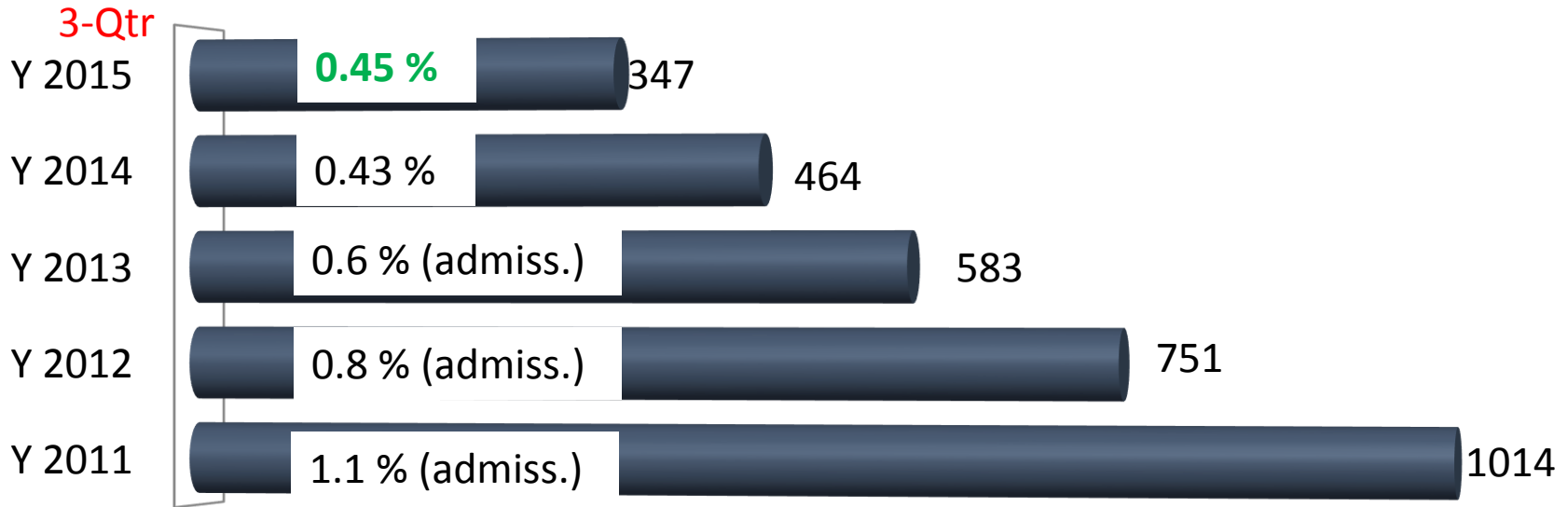
2015



Inx for Outstations

Per month ~ 1750  
% of total : 2.1%

# TRANSFER OUT

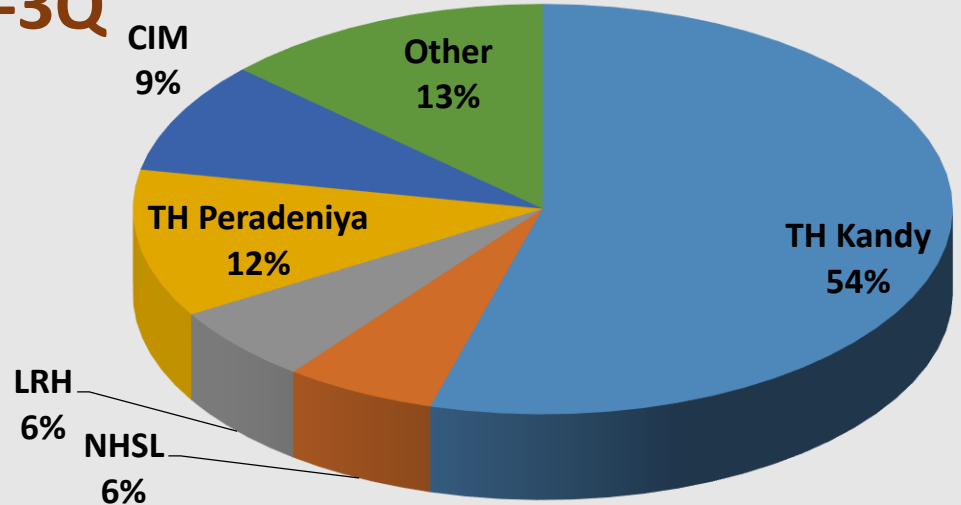


## 2015-3Q


Transfers out

44 / month

0.04% of admissions  
26 % - weekend transfers



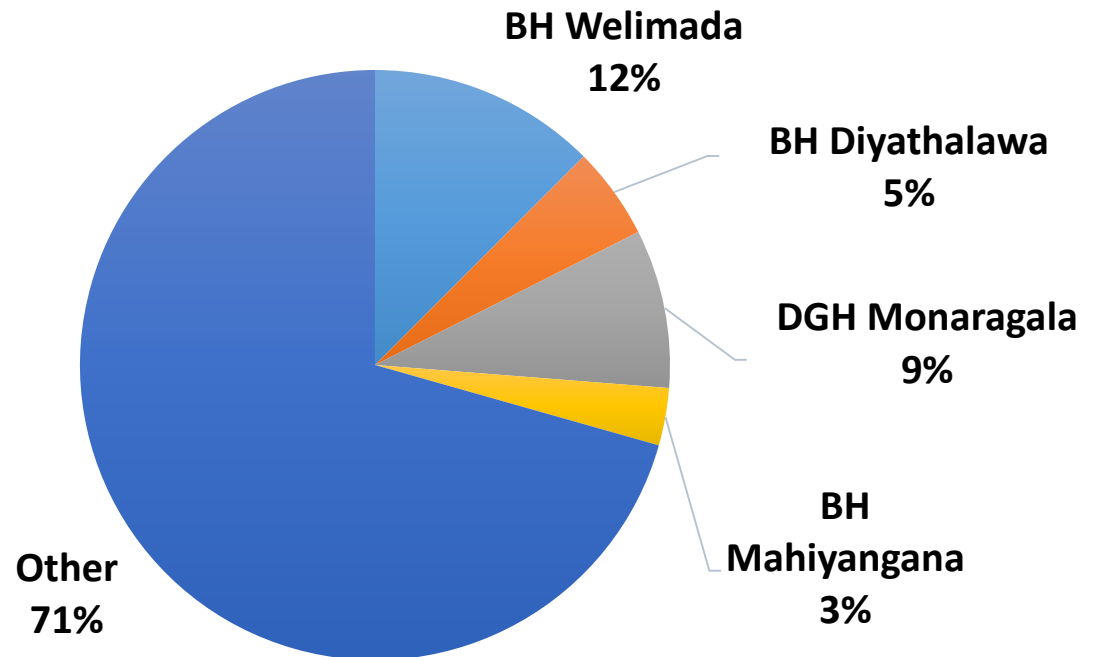
# TRANSFER-IN



## Year 2015 3Q

Weekend transfers 32%

2.3% of Admissions



# LEADING CAUSES OF HOSPITALIZATION

Year 2014

Cause	No	%
For examination, investigation & specific procedures	11734	12%
Single spontaneous delivery	5584	6%
Other complications of pregnancy and delivery	3196	3%
Superficial injury	2476	3%
Fractures	2240	2%
Other signs / symptoms and abnormal clinical findings	2223	2%
Other diseases of skin and subcutaneous tissue	2219	2%
Otitis media ,other disorders of middle ear and mastoid	2323	2%
Gastritis and duodenitis	2134	2%
Symptoms / signs involving digestive system& abdomen	1772	2%
Urolithiasis	1727	2%
Other viral diseases (includes viral fever)	1713	2%



# LEADING CAUSES OF DEATHS

Year 2014

Death rate : **1.01 %**

Cause	No	%
Pneumonia	106	10%
Septicemia	74	7%
Intracranial injuries	54	5%
Acute myocardial infarction	53	5%
Renal failure	47	4%
Other ischemic heart disease	41	4%
Malignant neoplasm trachea,bronchus,lung	32	3%
Cerebrovascular disease	32	3%
Heart failure	31	3%
Intrauterine hypoxia, birth asphyxia	32	3%
Essential hypertension	29	3%
Malignant neoplasm of esophagus	26	3%
Alcoholic liver disease	26	2%

# COST ACCOUNTING

Specialty	Cost Rs: (/patient/day)	Specialty	Cost Rs: (/patient/day)
Medical	2,120	Eye	4,836
Obstetrics	2,389	GU Surgery	2,976
Gynecology	2,397	Orthopedic	1,993
Surgery	2,548	Neurosurgery	4,542
Pediatric	2,494	ENT	4,022
Neonatology	2,861	Oncosurgery	3,427
Priest	4,071	OMF	5,536
Neurology	4,526	Medical ICU	41,894
Cardiology	5,527	Surgical ICU	23,093
Chest	3,774		
Dermatology	3,964	Cost per OPD Patient	392
Oncology	2,144	Cost per Clinic Patient	729
Mental Health	1,865		

# SPECIAL ACTIVITIES IN 2014-5

- **Infrastructure development**

Dialysis unit with 10 beds

Completion of installation of PABX system

Completion of Construction of water tank

Drug stores improvements

- Dialysis unit



- PABX system



water tank



- Drug stores



# SPECIAL ACTIVITIES IN 2014-5

## • **Infra-structure development**

- Carpeting , Record room & auditorium improvements , shelter for visitors , public addressing system ,
- Opening of operating theatre C ( 4 operating theatre suits)
- Equipment ( CUSA,USS ,ECHO Machine, GU Surgery ,laboratory ,Orthopedic ,Endoscopy Unit etc. )

## • **New services/units**

Commencement of Gastroenterology service

Commencement of Endocrinology service

Nephrology service Hemodialysis facility

Commencement of 2<sup>nd</sup> Orthopedic & 2<sup>nd</sup> Oncology unit

Family planning clinic , (Satellite ENT clinics)

NCD Unit , Cost accounting

## • **Cadre update**

## • **Capacity building**

## • **Religious & cultural activities**



# Achievements (Awards)



- **National productivity award 2010/2011 inter departmental category ( Grade C)**

by the Ministry of Productivity Promotion / National Productivity Secretariat)




- **Provincial Productivity Quality Award in 2009** (Office of Provincial Director of Health Services- Uva)

- **National Health Excellence Award in 2010** -commendation certificate ( organized by the Ministry of Health)



- **Suwa Muthu Harasara Award in 2010,**  
(by Uva Provincial Council-Ministry of Health indigenous medicine ,probaton and child care and woman affairs )

- **National productivity award 2012/2013 inter departmental category ( Commendation)**



- **National Productivity Award 2014 – (Special Commendation)**

# MEDICAL SUPPLIES - 2015

<b>MEDICAL SUPPLIES</b>	<b>Average per month</b>
<b>Local purchase</b>	<b>5.45 million</b>
Drugs	0.5 Million
Surgical	1.6 Million
Oxygen	1.9 Million
Lab items , Reagents	1.5 Million
<b>Average local purchase (drug +surgical) per consultant per month</b>	<b>Rs 48,800</b>



# Financial Review CAPITAL EXPENDITURE 2015

Total Allocation ( Capital)	201 million
Total Expenditure ( Capital) – Nov 2015	148 million
Percentage of utilization – Nov 2015	74 %

# **(MEGA) TARGETS for y 2015/16)**

## **Oncology**

Establishment of Radio iodine therapy unit

Establishment of Brachytherapy unit & Installation of Linear Accelerator

## **Radiology**

Construction of building for Radiology department (MRI Machine, Mammogram etc)

Blood bank extension

## **Nephrology**

Construction of Dialysis Unit, Nephrology Ward, other components

Construction of Stroke unit

Establishment of Cath Lab

## **Accident and Emergency services**

Establishment of building complex for A&E

## **Other**

Extension of Laboratory

To improve residential facilities / Water distribution network

# Issues

- Re transfers during nights
- Laboratory expansion with addition of new wing  
(to overcome inadequate space)

# Thank you

