



DIRECTOR'S MESSAGE

Our annual report provides me with the opportunity to present to you an overview of Provincial General Hospital Badulla in year 2016.

2016 was a very productive year both in terms of activities and achievements. PGHB was able to maintain peerless range of care based on multidisciplinary , state of art technology , optimal quality and safety for healthcare and personalized care. We succeeded in defining several areas for development that would help us to make our range of care more attractive and also to improve the general environment & level of comfort to make the life easier for patients during their stay and even beyond.

On this note, It is my pleasure to announce that we have already initiated larger scale projects such as Cath lab & cardiology , Accident & Emergency care , Nephrology/dialysis , Stroke care , nephrology , cancer care and other specialized entities. All these projects are realistic and essential to the growth of our hospital. We look forward to the opening of these new units in years come. Together they will enable us to fulfill our mission to provide good quality healthcare for residents of Uva province.

The physical structure of the PGHB is in place and we strongly believe that it is the people who work, must and can make all the differences. I would like to express my sincere gratitude to all those involved in making the year a success

I would like to thank the Hon. Maithripala Sirisena -Former Minister of Health, Dr. Rajitha Senarathne - Minister of Health, Director General of Health Services , Deputy Director General and other officials of the ministry of Health for their involvement and support which have enabled our Hospital to be committed to the continuation and expansion of services in order to improve the quality of lives of the people of Uva..

I also wish to acknowledge and thank the commitment and endeavor shown by all the hospital staff if not for their hardiest support ,the success of this hospital might not have been for easy.

On behalf of the hospital, I would like to express my gratitude to all other parties for their invaluable contribution towards the years achievements.



Dr K.M.D Dharmapriya.
Director,
Provincial General Hospital,
Badulla.

Official : 055 2222260
Email : director@badullapgh.org



2016 Annual Report

Provincial General Hospital Badulla

CONTENTS

INTRODUCTION

- History
- Overview (Mission & Values)

SERVICES

- Service information
- Staff information
- Clinical support services
- Support services

FINANCIAL PERFORMANCE & ACHIEVEMENTS

- Accomplishments
- Financial Performance

OPERATIONAL PERFORMANCE

- Statistics at a glance
- Statistics by Wards
- Clinic / OPD Statistics
- Maternal / Perinatal Statistics
- Neonatal data
- Surgical Statistics
- Endoscopic procedures/ OPD
- Investigations & procedures
- Leading Causes of Hospitalization / Deaths
- Cost accounting / Notification
- Rabies PE Prophylaxis
- Transfers Out/in , clinic referrals
- Transfers to PGH Badulla
- Medicolegal data , MRI Referrals

Provincial General Hospital - Badulla

Provincial General Hospital - Badulla
Bandarawela Road, Badulla, Sri Lanka.
+94 (0) 55 222261,62

Email: info@badullapgh.org
generalhospitalbadulla@gmail.com
Website: www.badullapgh.org





Introduction

CARING FOR OUR RESIDENTS IN THE UVA PROVINCE.....



From its inception, Provincial General Hospital Badulla (PGHB) has strived to change the way healthcare is delivered to the residents of the province and has been steadily extending its network of care by adding specialities and treatment options for better care integration . Not only that, we have widened our scope of care, extending services that go beyond its hospital's boundaries by providing appropriate types and levels of care that are tailored to the needs of the community we belong to.



PGHB is the only tertiary-care hospital in the Uva province and works actively to develop partnerships with other health care organizations, to ensure that it delivers first-class services for over 1.3 million people in the province.

The 1493-bed hospital serves more than 800,000 patients annually and has nearly 100,000 inpatient admissions along with around 700,000 outpatient visits in a year. Our staff of more than 1900 members including 42 consultants and 180 medical officers provides state-of-the-art inpatient, outpatient care in almost all areas of medicine while embodying tradition with a

higher level of dedicated service, care and attention in a pleasant environment.

HISTORY

The inception of this hospital runs back to colonial era (year 1891) and British rulers established it with facilities to treat outpatients and 40 inpatients. Original buildings are more than 125 years old now but still remain sheltering to the



eye and Gynecology units. Present Operation theatre, Radiology department and Out patient department (old) were constructed in year 1955. Other buildings have been added periodically.

Uva Province



Uva is Sri Lanka's second least populated province, with 1.3 million people, created in 1896. It consists of two districts: Badulla and Moneragala. The provincial capital is Badulla. Uva is bordered by Eastern, Southern and Central provinces.

Districts:
Badulla District - 2,861 km (4.4 %)
Moneragala District - 5,639 km (8.6 %)
Population
Badulla District - 822,000
Moneragala District - 456,000

VISION

To be the undisputed front- runner in the provision of innovative and comprehensive healthcare in Sri Lanka by 2020.

MISSION STATEMENT

As the premier healthcare provider in Uva Wellassa, We are committed through teamwork to provide wide range of person - centered, incomparable, timely and sustainable healthcare service in a cost effective and responsible manner which contribute to the physical, psychological, social and spiritual wellbeing and aspiration of the community including stakeholders with adherence to good governance practices and maximum utilization of available re-sources while maintaining eco friendly safe environment.

VALUES

Integrity ,
Compassion ,
Accountability ,
Respect ,
Excellence



INCEPTION

1891

Operation theatre,
Radiology unit,
Administration
building



1955

WARD COMPLEX
Medical / Neurology
GU Surgery /Cardiology
/CCU



ONCOLOGY UNIT
Surgical Oncology unit
Clinical Oncology unit



DRUG STORES
PEDIATRIC WARDS



2008

NEW OPD BUILD-
ING COMPLEX
OPD/ETU/Clinics
ICU/Operating
Theatres



2011




NEW BUILDING COMPLEX
WARDS-Psychiatry/OMF
CLINICS- Medical /Psychiatry

NOW



RADIOLOGY/MRI BUILDING
RADIO-IODINE UNIT
BRACHYTHERAPY UNIT
LINEAR ACCELERATOR

FUTURE
2020



A & E COMPLEX (10 storied)
A & E unit
Cath Lab/Cardiology unit
Neurosurgical Theatres & wards
Gastroenterology,Endocrinology units



NEPHROLOGY COMPLEX (10 storied)
Nephrology & Dialysis units
Neurology & Stroke unit
Neonatology unit



TIMELINE OF PGH BADULLA



Our Health Care Services

Highly specialized and wide range of treatments are appropriately delivered in units with a concentration of expertise. Its major strength in terms of governance and ability to deliver high quality care has been the close collaboration of medical and surgical specialties.

While many of our services continued to expand and evolve, we also recognize that bringing leading-edge health care to our community is a never-ending process.

Medical & Surgical Services

Medical –General	2 units
Pediatric	2 units
Gynecology & Obstetrics	2 units
Surgical –General	2 units
Neurology /stroke care	1 unit
Neuro-surgery	1 unit
Dermatology	1 unit
Mental Health	1 unit
Oncology	2 unit
Onco-surgery	1 unit
Cardiology	1 unit
Respiratory Medicine	1 unit
Ophthalmology	1 unit
ENT	1 unit
Orthopedic	2 unit
Genito-Urinary	1 unit
Rheumatology	1 unit
Endocrinology	1 unit
Gastroenterology	1 unit
Nephrology/Dialysis	1 unit
Neonatology	1 unit
Thalassemia	1 unit
Anesthesia	
Blood bank	1 unit
Judicial Medical	1 unit

Outpatient Services

Out Patient Department	1 unit
VP-OPD Clinic	1 unit
OPD – Dental	1 unit
Dialysis unit	1 unit
Orthodontic	1 unit

Diagnostic Services

Radiology	1 unit
Chemical Pathology	1 unit
Hematology	1 unit
Microbiology	1 unit
Histopathology	1 unit

Auxillary & other Clinical services

Rabies PE Prophylaxis unit (RTU)
2D ECHO
Cardiac Pacing facilities
Nerve Conduction Studies & EMG
ECG, Stress ECG
Holter monitoring
EEG Services
NCD unit
Physiotherapy Service
Speech therapy Service
Occupational therapy Service
Audiology service
Radiotherapy Unit
Pharmacy
Orthodontic workshop
Orthopedic workshop
Lactation management unit
Diabetic centre

Emergency care Services

ICU Medical	5 beds
ICU Surgical	4 beds
High Dependency Unit	2 beds
ICU Cardiac	5 beds
ETU	2 beds

Outreach Services

Satellite Psychiatry clinics
Satellite Laboratory service
NCD / Diabetic screening clinics
Medical clinic - elders' home
Thalassemia screening

Support services

General Office
Maintenance unit
Bio-Medical unit
Central Linen Supplies unit
Hospital Dietary service
Sanitary Services
Transport Service
Telecommunication
Medical statistics unit
Quality management unit
Infection control unit
Health education unit
Cost accounting unit
Security Service

Highlights.....

Consultant Units : 65
 Wards : 40
 Intensive care Units : 04
 Operating theatres : 04



Our Staff...

Our compassionate staff helped to upgrade and strengthen the health of the community by delivering timely, appropriate medical care with consideration of their privacy and dignity. Our accomplishments would not have been possible

without the dedication and skill of staff. They provide the inspiration and foundation that keep PGHB poised to address the changing needs of the communities it serves.

Total approved cadre : 2250

Category of Staff	Approved cadre	In position
Medical Administrator (Senior Gr)	1	1
Medical Administrator (Dep. Gr)	1	0
Medical Consultant	40	42
Consultant Dental Surgeon	3	3
Medical Officer	236	175
Dental Surgeon	17	19
Accountant	1	1
Medical Physicist	2	2
Registered Medical Officers	1	1
Matron	5	4
Special Grade Midwife	1	0
Special Grade MLT	1	0
Special Grade Pharmacist	1	0
Special Grade Radiographer	1	0
Nusing sisters	42	32
Nurse	650	568
Dental Technician	2	1
MLT	35	27
Occupational Therapist	5	2
Ophthalmic Technologist	7	6
Orthoptist	1	1
Pharmacist	37	32
Physiotherapist	14	12
Radiographer/therapist	18	14
Midwife	42	31
Speech Therapist	2	1
ECG Recordist	10	5
EEG Recordist	2	2
Public Health Lab. Technician	2	1
PHI	1	1
ICT Assistant	8	2
Administrative Officer	1	1
Psychologist	1	0
Nutritionist	1	0

In position : 1964 (as at December 31,2016)

Category of Staff	Approved cadre	In position
Psychiatric Social Worker	4	2
Development Officer	15	13
Development Assistant	6	5
Medical Record Assistant	2	1
Public Coordinating Assistant	2	2
Audiology Technician	2	2
Technical Officer (Civil)	1	0
Technical Officer (Electrical)	1	1
Public Management Assistant	35	29
Data Entry Operator	0	0
Diet Stewards	4	4
House Warden	5	5
Ward Clerk	10	8
Electro Medical Technician	3	0
Health Driver	22	22
Attendant	145	133
Carpenter	1	1
Cooks	15	15
Hospital Overseer	10	7
Lab Orderly	13	13
Plant Operator	1	0
Pump Machine Operator	1	1
Seamstress	5	3
Telephone Operator	4	4
Lift Operator	7	8
Health Assistants (Junior)	720	386
Health Assistants (Ordinary)		307
Surgical Appliance Maker	6	3
Orthotics and prosthetics (O&P)	2	1
K.K.S.	10	1
Generator Operator	1	0
Air Condition Technician	1	0
Store-keeper	2	0
Book Binder	1	0
Welder	1	0



Clinical Support Services

RADIOLOGY DEPARTMENT



Radiology unit carries out general diagnostic, ultrasonic, fluoroscopic and interventional radiography under supervision of two consultant radiologists.

The unit is equipped with Spiral CT scanner, ultrasound scanners,

fluoroscopy etc., to take care of patients in the hospital and patients from the peripheral hospitals.

Future development: Services will be expanded with completion of construction of new Radiology building to accommodate MRI Scanner and other facilities.

SUPPORTIVE CARDIOVASCULAR SERVICES

Rendered services include 2D ECHO , Cardiac Pacing , ECG, Stress ECG ,Holter monitoring facilities. Inpatient and outpatient services are offered under Consultant cardiologist's supervision.

Future development: Cardiology/cath lab building has been proposed to house these and other cardiology services .

BLOOD BANK SERVICE



Our Blood bank functions as the provincial blood bank and provides routine / emergency grouping and cross matching services day & night.

Bleeding of healthy donors, preparation and storage of various components are among the other duties.

Consultant Transfusion Medicine Physician heads the Blood bank. Future development: Two storeyed blood bank extension has been

proposed for acquiring more space.

LABORATORY SERVICES

Laboratory consists of four divisions and all four units work under the guidance of relevant consultants.

Chemical pathology division , Histopathology division
Hematology division , Microbiology division

It also helps in strengthening the laboratory facilities of peripheral hospitals through a successful satellite laboratory system.

Future development: Construction of four storeyed Laboratory building has been identified to house these four division in future.

SUPPORTIVE NEUROLOGICAL SERVICES



NCS / EMG and EEG Services are offered under direction of consultant neurologist.

Future development: These facilities will be shifted along with the neurology / stroke care units to the proposed 10 storeyed building.

RADIOTHERAPY UNIT



Radiotherapy unit offers services as a part of the multidisciplinary approach for comprehensive management of cancer with an objective of cure or to

give relief of some distressing symptoms.

It operates under the guidance of two consultant clinical oncologists. Two medical physicist have also been assigned for the unit.

Future development: Radio-iodine and Brachytherapy unit would be added.

MEDICO-LEGAL SERVICES

The unit renders a full range of medico legal service to the hospital and peripheries. It is headed by consultant JMO and is assisted by trained medical staff

PHYSIOTHERAPY UNIT



Physiotherapy unit treats indoor and outdoor patients by evaluating and designing therapeutic exercise and the application of electro-physical program under the supervision of Consultant

Rheumatologist.

OTHER SERVICES

Occupational therapy
Speech therapy



Supportive Services

PLANNING UNIT (MEDICAL STATISTICS & INFORMATION TECHNOLOGY RESOURCE CENTRE)



Planning unit is involved in following activities under the guidance of director.
Planning work - Action plan , progress reports etc
Surveillance of hospital statistical data
Human resource data management activities
Information technology centre

Hospital website , network & computer maintenance unit
Designing - databases / publications / boards etc.

Staff : one medical officer, one ICT assistant, three development officers and two health assistants

QUALITY MANAGEMENT UNIT



The unit is manned with one medical officer (part time), one nursing officer , development assistant and one Health assistant. Quality and safety improvement programs of the hospital are carried out through this unit under the supervision of the Director.
During last few years , our hospital was able to win several awards.

*** National productivity award 2015 inter-departmental category - 3rd place**

* National productivity award 2014 inter-departmental category (special commendation)

* National productivity award 2012/2013 inter departmental category (commendation)



HEALTH EDUCATION UNIT

Health education unit identifies and develops appropriate information materials for educational purposes and conduct interactive formal and informal education sessions for hospital staff ,the patients and the visitors.

Staff: one nursing officer, one development officer & one health assistant.

INFECTION CONTROL UNIT

Infection control unit is involved in following duties ,
Implementation of infection control policies
Disease notification/surveillance
Health education programs for health staff
Mediation of Dengue prevention activities
Staff vaccination & Needle prick injury reporting
Hospital waste management.

The unit is headed by consultant Microbiologist & is manned with two nurses and one health assistant.

HOSPITAL WASTE MANAGEMENT



Hospital waste is managed with adhering to WHO guidelines and the current approach employed for waste management is outlined as follows.

Waste categorization and handling at PGH Badulla

Plastic materials (Non infective) - Orange

Collected to a box at unit level and sent to the storing place and then sent for recycling

Infective materials - Yellow

Collected to yellow bins at unit level and sent to hospital incinerator daily for incineration.

Sharp materials - yellow with 2 red stripes

Collected to a given box at each unit and sent to the incinerator for burning once it is two-thirds full.

Other Non Infective waste -

Black - degradable things (leaves..

Green - food items collected to black bins at unit level & transported to the dumping land by municipality council once daily.

All blood stained liquid waste / Infective water

Connected to the sewerage line and is treated in the sewerage system.

Placenta , dead bodies , body parts

Collected and sent for burial. Placental pit for placenta disposal

SANITARY SERVICE



Private company has been contracted for housekeeping and more than 150 workers are employed for the task.



Other Supportive Services

GENERAL OFFICE

General office helps hospital administration with financial, material, service and human resources management. It is divided into three sections i.e. Establishment, administration and financial sections.

Financial division is under the purview of hospital accountant. and the Establishment / administration divisions are under the Administrative officer's supervision.

BIOMEDICAL UNIT



Biomedical unit contributes to the institution by repairing, maintaining & condemning medical equipment.

Trained technical persons from the Colombo biomedical engineering service division (one Foreman & two technicians) are employed for the unit. Supervision is done by the recently appointed Biomedical engineer.

TRANSPORT SERVICE

Transport service of the hospital is comprised of,

Ambulances : 13

02 - ICU Ambulances with emergency facilities
To transport patients (urgent) to specialized hospitals

Vans : 02

To transport patients with clinic referrals to NHSL/TH Kandy

Lorries : 03

To transport drugs, medical gases, supplies from MSD / BES.



Car : 01 & Cab : 01

For official work (/to provide transport facility for consultants to attend outreach c clinics etc)

Three wheeler : 01

Transport within hospital/ office work

HOSPITAL DIET SERVICE

Fifteen cooks are involved in the task under supervision of two Diet stewardesses. Private contractor provides necessary raw materials for cooking.

TELECOMMUNICATION SERVICE



Hospital has four direct lines with one fax connection and extensions for all units are distributed through a modern PABX system .

Staff: 04 telephone operators

PHARMACY SERVICE



It consists of store & dispensing drug counters ,Stores - Medical, surgical and indoor drug stores

Dispensaries :

OPD Pharmacy - 2 counters,
Medical clinic pharmacy- 3 counters,
Surgical clinic pharmacy- 2 counters ,

Pharmacy-Eye,ENT, Rheum., OMF- 1 counter

Dental/dermatology pharmacy- 1 counter


Oncology pharmacy - 1 counter

Mental health pharmacy- 1 counter

Average monthly patient attendance amounts to 55,000.

Staff : 32 pharmacists

CENTRAL LINEN SUPPLIES DIVISION



This division assures uninterrupted supply of folded gauze and cotton to the entire hospital. It has been able not only to meet the increased requirement for those items created with service expansion, but also to relieve unnecessary workload on ward/unit staff.

It also involves in sewing gowns, caps and other hospital clothes.

Staff include two nurses, seamstress and 13 health assistants.

MAINTENANCE UNIT

It is supervised by an in-charge Public Management Assistant and a senior overseer. Staff includes 1 carpenter and 15 health assistants. Unit involves in minor repair works of buildings, maintenance of water supply system, Painting, welding work and repair of furniture.

In addition, this unit appreciably maintains the hospital sewerage system and the sewerage plant .

Financial Performance



2016 Annual Report

Provincial General Hospital Badulla

	2014		2015		2016	
	Alloca- tion	Expen- diture	Alloca- tion	Expen- diture	Alloca- tion	Expen- diture
CAPITAL EXPENDITURE						
CAPITAL EXPENDITURE (Total)	193	139	208	183	235	127 *
Building						
Building rehabilitation & improvement	65	41	36	36	45	23
Building acquisition			11	9	2	0.5
Plant machinery equipment						
Plant machinery equipment Rehab. & improvement	25	28	25	22	38	21
Plant & Machinery – Acquisition	69	53	87	73	88	53
Vehicles Rehabilitation improvement	5	2.9	1	0.7	0.3	0.3
Furniture office Equipment Acquisition	6	4.7	5.3	3.4	6	5
other improvements	23.6	9.6	42	39.6	55	25

** Due to lack of Imprest*

	2014		2015		2016	
	Alloca- tion	Expen- diture	Alloca- tion	Expen- diture	Alloca- tion	Expen- diture
RECURRENT EXPENDITURE						
RECURRENT EXPENDITURE (Total)	1395	1419	1707	1747	1886	1707
Salary (Total)	1065	1097	1350	1421	1635	1498
Salary	405	405	420	430	496	496
Extra duty/Overtime	290	313	310	353	390	381
Other allowances	370	379	620	638	750	622
Electricity & Water	80	61	90	58	62	52
Telephone & postal	2.2	1.7	2.5	1.3	1.6	1.6
Laundry , Janitorial & Security Services	75	95	80	89	86	71
Foods & Uniforms	50	48	53	48	50	41
Medical supplies	60	64	60	77	85	66
Fuel	18	10.1	20	7.2	8	7

	2016	
	Allocation	Expenditure
MEDICAL SUPPLIES		
Oxygen	19	15 (81%)
Local purchase	66	23 (77%)
Reagents		28
Surgical consumable / Dental instruments	12	5 (44%)

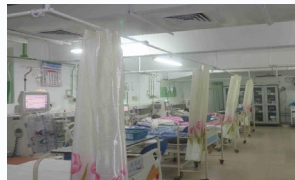


Achievements

In year 2016, hospital development occurred in the fields of infrastructure, equipment and human resource. Infrastructure improvements (projects above 1 million) are summarized in the table 1 and details of equipment acquired are shown in the table 2



Construction of Radiology/ MRI building



Dialysis unit improvements



Operating theatre Repair



Ambulance garage, Driver rest room

In addition, we were able to conduct several capacity building programs involving hospital staff to enhance their knowledge and to improve attitudes. cadre was updated during this year to suit our requirements.

Table 2 - Equipment acquired

Neurosurgical microscope (32M)
Laparoscopy System with Hysteroscope (14.5M)
ENT Microscope with Video Facility (12.2M)
2D planning System(Radiotherapy) (9.9M)
Nasal Endoscope @ full HD Image system (9.5M)
USS Scanner- 2 nos (5.9M)
EEG Machine with Video Facility (5.6M)
Theater Over Head Lamp 1 no (1.6M)
Mobile X ray machine – 2 nos (4.8 M)
Anesthetic ventilator 2nos (5.6M)
Video Colposcope (5.5M)
Ultrasound Scanner(VOG) (4.1M)
Portable Ultrasound Scanner-02 nos (3.6M)
OAE Machine (2.4M)
ABR Machine (1.9M)
Beds for maternity wards- 40 nos (1.5M)
Portable Ventilator (1.1M)
Dental X-Ray Processor (0.9M)
Infusion Pumps (0.6M)
Eye Theater Table (0.6M)
Transport Multipara Monitors (0.3M)
Dental X-Ray machine
Automatic film processor (0.7M)
CPAP Machine (0.8M)
Vacuum Extractor (3.2M)
Video Laryngoscope (4.7M)
Flexible Laryngoscope (2M)
Water-proof Ion Chamber (3.4M)
Radiation Survey Meter (1M)
Hemodialysis Machines (8.6M)
Water Phantom (6.5M)
Retractor System (3.9M)
TOTAL COST : 109 Million

Table 1 - Projects > 1 million LKR

	Cost (Million)
Repair of sewerage system/fence	9.6
Renovation-Operating theatres (OT- A)	7.6
Installation of ZinK Aluminium roof (Pathology lab)	6.7
Construction of new store room (laboratory)	6.2
Construction of Ambulance garage and driver restrooms	5.2
Renovation-Operating theatres (operating theatre A)	4.6
Fixing of UV treatment plant (Sewerage system)	4.5
Construction of Clinical waste collection area	3.5
Installation of ZinK Aluminium roof & other work (Wd 1,2)	3.3
Construction of proposed linen /Dirty line store room	3.2
Installation of ZinK Aluminium roof & other work (Wd 3,4)	3
Renovation of staff rooms & drug store OT-A (electrical)	3
Improvement to existing ward & labour room (Wd 4)	2.5
Installation of Camera security surveillance system	2.2
Renovation-Operating theatres (OT- A) stg 3	1.9
Improvement of labour room,toilets & ward 03	1.9
Renovation of staff rest rooms & drug store OT- A(Civil)	1.9
Upgrade of medical Oxygen medical lines(PBU ward 1,2)	1.5
Construction of retaining wall & fence (new water tank)	1.4
Installation of A/C unit for labour room at Ward 04	1.3
Installation of A/C unit for labour room at Ward 03	1.3
Construction of wall behind ambulance garage	1.2



Leading causes of Hospitalization & Deaths

Leading causes of Hospitalization	2016		2015	
	Count	%	Count	%
For examination, investigation and for specific procedures of health care	12107	12%	13260	13%
Single spontaneous delivery	5018	5%	5353	5%
Other signs and symptoms and abnormal clinical findings	3123	3%	2579	3%
Fractures	3071	3%	2930	3%
Other complications of pregnancy and delivery	2835	3%	3032	3%
Other diseases of skin and subcutaneous tissue	2812	3%	2507	2%
Crushing injuries and traumatic amputations	2640	3%	2183	2%
Cataract and other disorders of lens	2556	3%	1826	2%
Symptoms and signs involving the digestive system and abdomen	2420	2%	3039	3%
Urolithiasis	2296	2%	1789	2%
Other heart diseases	2233	2%	1802	2%
Gastritis and duodenitis	2152	2%	2606	3%

Leading causes of Death	2016		2015	
	Count	%	Count	%
Pneumonia (J12-J18)	91*	9%	117*	12%
Septicaemia (A40,A41)	72*	7%	84*	8%
Acute myocardial infarction (I21 ,I22)	69	7%	44	4%
Renal failure [N17-N19]	57	6%	45	5%
Intracranial injuries (S06)	48	5%	63	6%
Heart failure , Hypertensive heart disease,Other ischaemic heart disease	41	4%	50	5%
Malignant neoplasm of trachea, bronchus and lung (C33-C34)	40	4%	26	3%
Cerebrovascular disease·(I60-I69)	38	4%	38	4%
Other injuries of specified, unspecified and multiple body regions	29	3%	18	2%
Essential hypertension (I10)	29	3%	35	4%
Other diseases of the respiratory system(I22,J60-J98)	21	2%	10	1%
Malignant neoplasm of oesophagus (C 15)	17	2%	22	2%

*note * Mainly due to neonatal deaths*

LEADING CAUSES OF DEATHS	2004	2005	2006	2007	2009	2011	2012
Intracranial injuries	27	39	50	94	50	43	78
Pneumonia	41	45	71	50	24	46	62
Other ischemic heart disease	30	37	44	50	17	15	18
Renal failure	56	63	39	49	31	33	48
Cerebro-vascular disease	84	85	50	47	37	43	57
Acute myocardial infarction	69	60	79	47	55	58	63
Heart failure	31	45	32	43	32	18	34
Septicemia	35	48	35	38	65	67	66
Toxic effects of OP and Carbamate insecticides	29	49	35	24	21	22	14
Alcoholic liver diseases				27	27	18	19

Statistics at a glance



2016 Annual Report

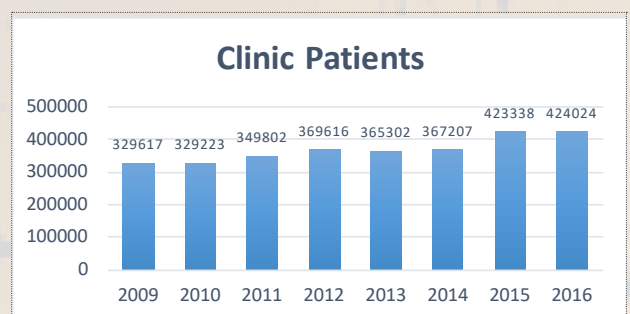
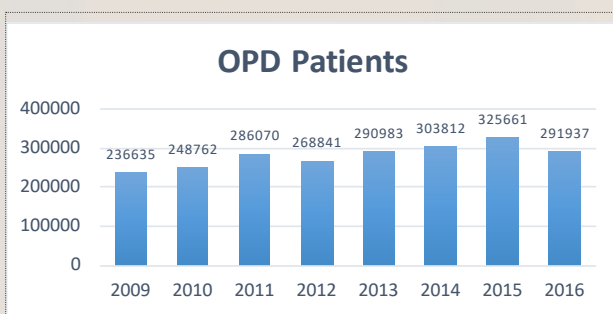
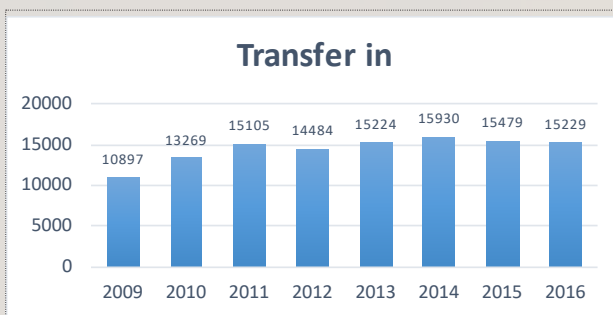
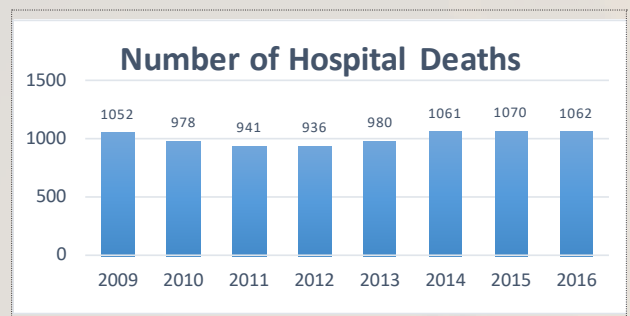
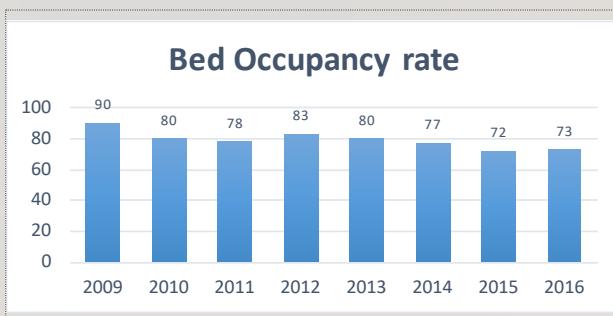
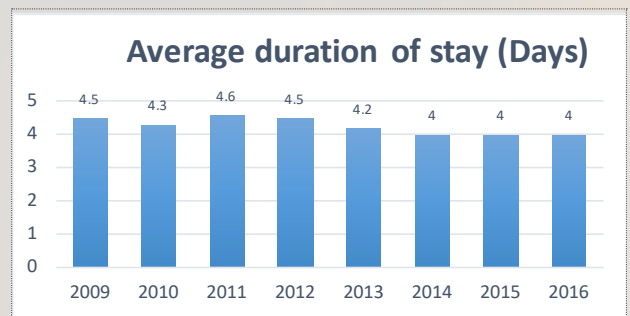
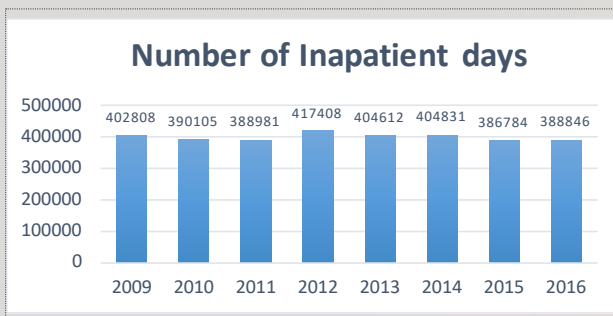
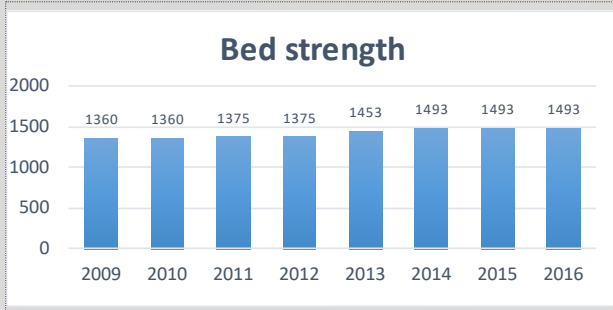
Provincial General Hospital Badulla

	2011	2013	2014	2015	2016
Patient Movement Data					
Beds	1375	1453	1493	1493	1493
Admissions	90677	93398	97152	102887	107768
Inpatient days	388981	404612	404831	386784	388846
Bed Occupancy Rate	78	80	77	72	73
Average Duration of Stay	4.6	4.2	4.0	4	4
Transfers in	15105	15224	15930	15479	15229
Transfers out	1014	583	545	519	509
Hospital Deaths	941	980	1061	1070	1062
OPD patients	286070	290983	303812	325661	291937
OPD attendance per month	23839	24248	25317	27221	24328
Dental OPD patients	21818	30452	31571	37105	31063
Clinic patients	349802	365302	367207	423338	424024
Maternal/Perinatal Data					
Total Number of Deliveries	7927	8608	8174	8010	7957
Vaginal Deliveries	5134	5729	5576	5280	4982
Deliveries by LSCS	2515	2650	2410	2594	2798
Deliveries by Forceps	70	57	69	46	51
Deliveries by Vacuum	208	172	119	90	126
LSCS Rate (%)	32	31	29	32	35
Deliveries /month	661	717	682	668	663
Deliveries by LSCS/ month	210	221	201	216	233
Births	8025	8726	8271	8113	8084
Live births	7951	8650	8210	8042	7975
Still births	74	77	75	61	71
Live births < 2500 g	1947	2114	1948	1668	1610
On admission-Still births	65	61	50	48	60
Neonatal deaths	61	62	56	44	43
Maternal deaths	1	3	4	3	(8)*
Still birth rate	9.2	8.9	7.1	7.5	8.7
Neonatal mortality Rate	8.3	7.1	6.8	5.5	5.3
Low Birth Weight %	24	24	24	21	20
Surgical Data					
Surgeries	22410	24418	24496	25582	27761
Major Surgeries	12073	11941	11718	12480	13722
Endoscopic procedures	2746	3468	3995	4749	5021

* unconfirmed

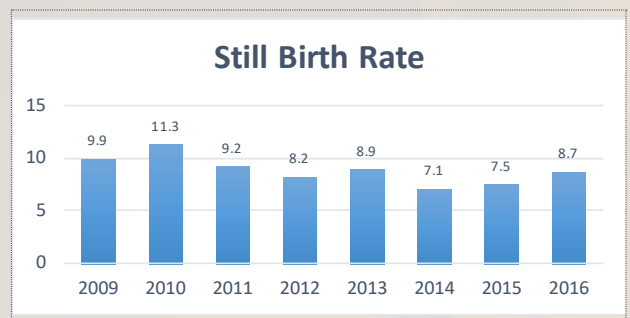
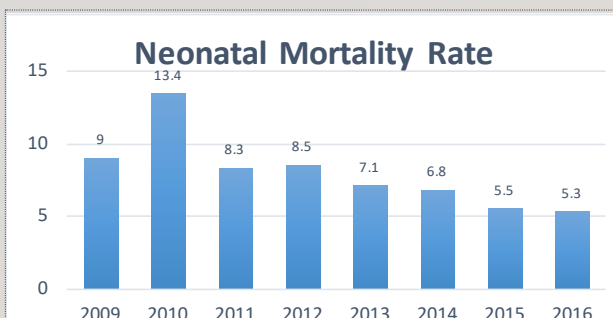
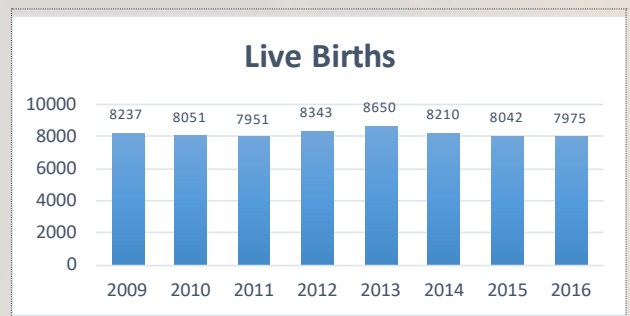
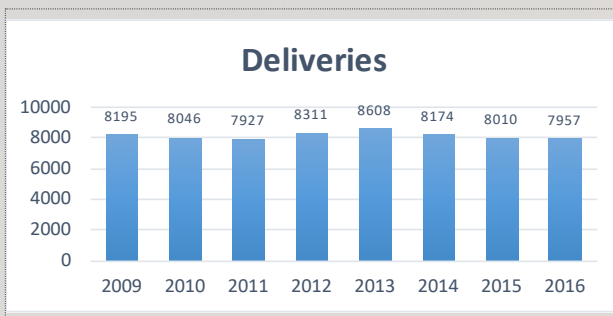
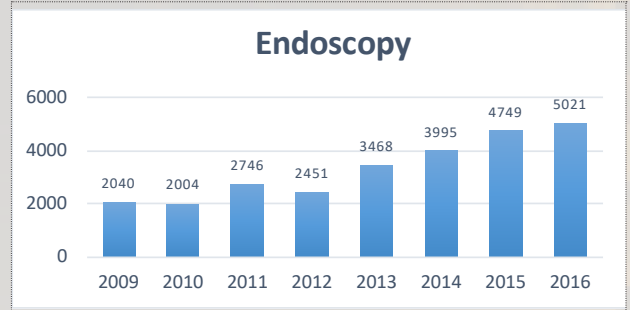
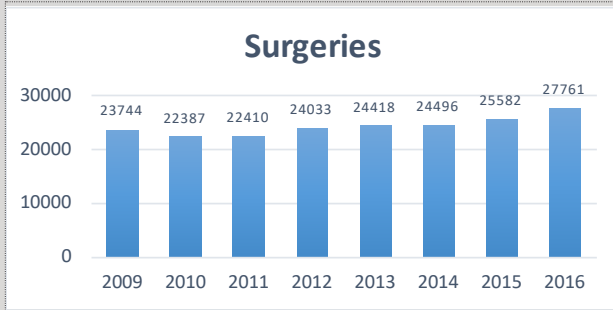


Trends

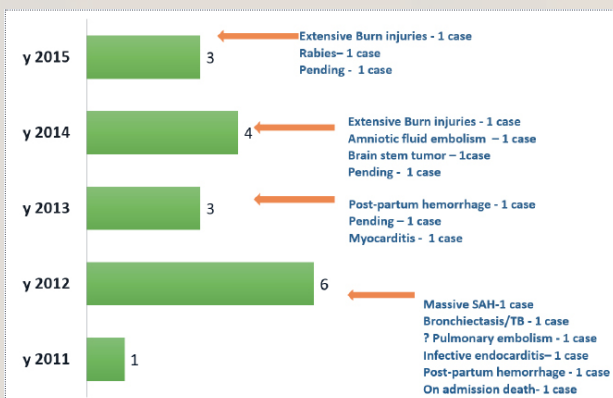




Trends



Maternal Death Analysis





Ward Statistics

Total no of beds : 1,493
 Inpatient days : 388,846
 Admissions : 107,768

Bed occupancy rate : 73%
 Average duration of stay : 4 days
 Patient Turnover: 260

Wards : 40
 Deaths : 1062
 Transfer in : 15229

	Year 2016						Year 2015		
	Beds	Inpatient Days	Admissions	Deaths	BOR	ADOS	Inpatient Days	Admissions	Deaths
Medical ward 1	56	20390	5965	108	100%	3.4	17700	6097	107
Medical ward 2	59	18337	5832	94	85%	3.1	17977	5962	86
Medical ward 15	48	17911	6310	130	102%	2.8	17134	6708	120
Medical ward 16	43	14819	6169	73	94%	2.4	15281	6774	64
Obstetrics ward 3	92	24353	4268	0	73%	5.7	18840	4653	0
Obstetrics ward 4	93	29855	6021	0	88%	5.0	26108	5726	0
Gynecology A/B ward 7	40	15344	4838	1	105%	3.2	14374	5323	1
Surgical Casualty- (Male) ward 8	51	26472	14280	27	142%	1.9	25061	15391	32
Post Operative (Male) ward 9	51	14792	3312	28	79%	4.5	13969	3509	14
Post Operative (Female) ward 10	52	18087	6140	22	95%	2.9	17343	6569	17
Post Operative (Male) ward 11	49	15336	2561	14	86%	6.0	13219	2949	21
Post Opera. & Casualty (Fem) ward 12	50	21398	6020	24	117%	3.6	18150	6446	38
Paediatric ward 22	61	10242	3515	8	46%	2.9	9646	3571	4
Paediatric ward 23	60	9161	3280	6	42%	2.8	9578	3555	1
Thalassemia ward 24	21	2181	775	0	28%	2.8	2199	808	0
Priest ward 14	12	1136	289	0	26%	3.9	1373	327	1
Neurology+Rheumatology * ward 17	36	7103	1206	7	54%	5.9	6764	1154	3
Cardiology+CCU ward 18	29	5127	1668	65	48%	3.1	3994	1370	48
Respiratory Medicine-(Male) ward 28	15	4240	563	6	89%	7.5	5897	846	38
Respiratory Medicine-(Fem) ward 29	23	3835	633	14	42%	6.1	2326	398	12
Dermatology ward 30	25	2391	525	0	26%	4.6	2474	627	1
Mental Health ward 38/39	36	12565	1453	4	96%	8.6	13256	1489	2
Oncology Male/Female ward 32/33	40	19078	2967	89	140%	6.9	17874	2709	83
Oncology Male/Female ward 34/35	35	19292	1858	69	151%	10.4	16042	1845	52
Eye (M/F) ward 5/6	39	7772	3608	0	55%	2.2	9471	4143	0
ENT ward 26,27	48	6798	4265	1	39%	1.6	8328	5002	2
Neuro Surgery ward 25	30	7545	1209	32	69%	6.2	8143	1235	41
Orthopaedic-(Male) ward 20	32	7485	453	0	64%	16.5	8098	615	4
Orthopaedic-(Female) ward 21	26	5343	567	0	56%	9.4	4625	637	2
Orthopaedic-(B) ward 31	40	3348*	271*	0	74%	12.4	10287	885	0
GU Surgery ward 19	29	6468	2725	9	61%	2.4	5879	2705	4
Onco Surgery (M/F) ward 36/37	29	5457	1008	3	52%	5.4	5009	939	7
OMF Surgery ward 40/41	22	5087	930	0	63%	5.5	4480	922	0
Neonatology Unit	30	11279	1185	68	103%	9.5	12102	1461	73
Surgical ICU+High Dependency Unit	7	2083	593	80	82%	3.5	2435	696	123
Medical ICU	4	1366	330	72	94%	4.1	1348	292	69

Clinic & OPD Statistics



2016 Annual Report

Provincial General Hospital Badulla

	Year 2016					Year 2015	
	No of Clinics	1st Vists	Subsequent Visits	Total Visits	Average per clinic	Total Visits	Average per clinic
Medical	191	1870	47321	49191	258	56852	286
Medical A	94	706	23177	23883	254	29802	292
Medical B	97	1164	24144	25308	261	27050	279
Diabetic	50	953	24768	25721	514	24238	485
Diabetic A	26	466	13103	13569	522	12759	510
Diabetic B	24	487	11665	12152	506	11479	459
Diabetic Center	56	398	1968	2366	42	2091	72
Surgical	195	10731	21389	32120	165	29479	156
Surgical A	98	5500	10863	16363	167	15926	169
Surgical B	97	5231	10526	15757	162	13553	143
Paediatric	194	1417	6464	7881	41	8245	44
Paediatric-22	96	801	4253	5054	53	5204	55
Paediatric-23	98	616	2211	2827	29	3041	32
Growth & Development	95	1488	3161	4649	49	5158	52
Antenatal	95	5057	8030	13087	138	13870	140
Antenatal 3	47	2128	4302	6430	137	7242	142
Antenatal 4	48	2929	3728	6657	139	6628	138
Gynecology	99	3832	3868	7700	78	7145	76
Gyn 7-A	49	1970	1939	3909	80	3599	78
Gyn 7-B	50	1862	1929	3791	76	3546	74
Eye	292	15366	29320	44686	153	40946	138
ENT	152	6794	8879	15673	103	15070	110
Orthopedic A	48	2371	4377	6748	141	8138	160
Orthopedic B	48	2693	3942	6635	138	6332	132
Neuro-Surgery	61	1167	4683	6098	98	5752	65
Onco-surgery	98	581	3790	4371	45	4137	43
GU Surgery	92	1073	4058	5131	56	5544	107
O.M.F.	268	2676	5082	7758	29	7707	29
Rheumatology	292	2285	23591	25979	89	23810	81
Neurology	97	2601	11424	14025	145	12611	136
Psychiatry	156	1404	12182	13586	88	13710	87
Dermatology	196	4350	20860	25210	129	22084	113
Oncology	144	1500	19280	20780	144	19595	125
Cardiology	92	0	9945	9945	108	9621	93
Heart failure	50	0	1015	1015	20	1016	20
Cardiology Ref..						1061	29
Rehab. cardiac	28	142	162	304	11	274	9
Post MI	52	0	1044	1044	20	757	14
VP (OPD)	331	1893	20387	22280	67	19045	62
Orthodontic	292	649	12824	13473	46	12480	42
Nephrology (RC)	94	902	4458	5360	57	2729	40
Endocrinology Clinic	42	457	1574	2031	48	761	25
Endocrinology /Diabetic Clinic	47	443	1800	2243	48	438	23
GE & Hepatology Clinic	47	782	2029	2811	60	2461	51
Pain & Premedication	14	11	8	19	1	29	1
OPD	365	283421	8516	291937	902	325661	1023
Dental (OPD)	361	0	31063	31063	86	37105	103



Maternal & Perinatal Statistics

Deliveries

	2016	2015
Total num. of Deliveries	7957	8010
Vaginal Deliveries	4982	5280
LSCS Deliveries	2798	2594
Forceps Deliveries	51	46
Vacuum Deliveries	126	90
LSCS Rate (%)	35.2	32.4
EM-LSCS	44%	45%
EL-LSCS	56%	55%
Single Deliveries	7869	7910
Twin Deliveries	85	97
Triplets Deliveries	3	3

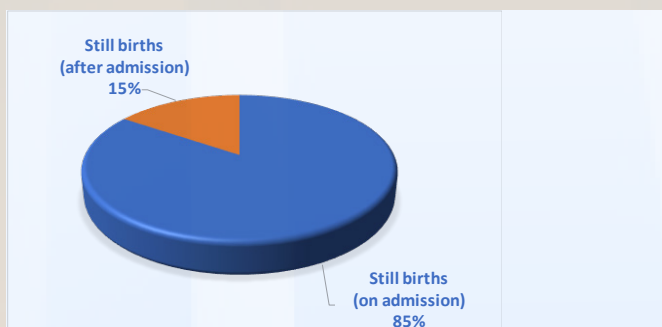
Births

	2016	2015
Total num. of Births	8084	8113
Live Births	7975	8042
Live Births (<2500g)	1610	1668
Low birth weight rate	20	21
Still births (All)	71	61
Still births (on admission)	60	48
Still births (after admi.)	11	13
Still birth rate	8.7	7.5

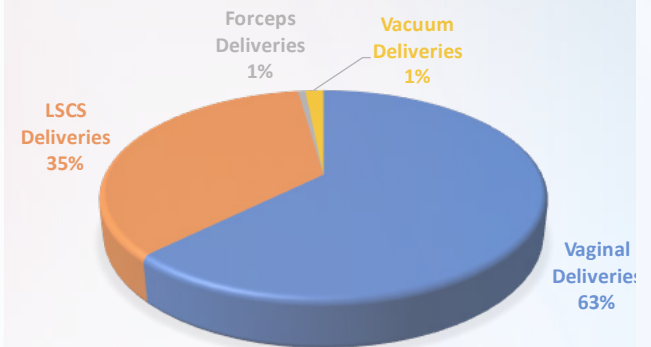
Still birth analysis (On-admission FHS present)

Number of cases : 11

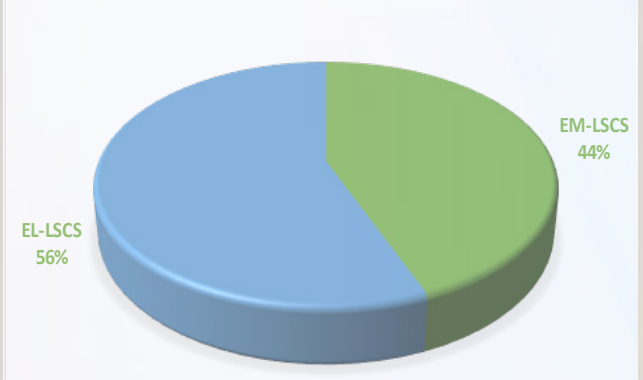
- Meningomyelocele/ Polyhydramnios : 3
- Anencephaly : 2
- Hydrocephalus : 1
- PIH / IUGR : 3



MODE OF DELIVERY



LSCS DELIVERY ANALYSIS



Maternal deaths

(For year 2016, Maternal deaths have not been confirmed by the National review)

Year 2015 (Maternal Deaths)

Number of cases : 03

a) case 1

25 yrs (P1) ; POA - 17 wks
Cause of death : Human Rabies

b) case 2

29 yrs (P2)
Postpartum (day 43 - 1 year)
Cause of death : Extensive Burns

c) case 3

29 yrs (P2)
Postpartum (first 24 hrs)
Cause of death: pending



Neonatal Statistics

Neonatal deaths (Total)	63
Early Neonatal deaths	42
Late Neonatal deaths	21
Neonatal deaths (PGHB)	43
< 27 weeks	27
< 500 g	1
500 – 1000 g	10
Neonatal death rate	5.5
Infant deaths	5

Neonatal ICU / Surfactant Therapy

Total admissions	241
Respiratory support	149
Ventilated	127
CPAP	21
Surfactant given	42
Survived	27(64%)

Admission (by Diagnosis)

Diagnosis	%
Prematurity	23%
For Prophylactic antibiotics	13%
Septicemia –CRP +ve	17%
Feeding problems	5%
Septicemia –culture +ve	4%
Jaundice	10%
Hypoglycaemia	5%
Respiratory Distress syndrome	6%
Meningitis	3%
Congenital anomalies , CHD	5%
Birth asphyxia	2%
Meconium aspiration syndrome	1%
Prematurity	1%
Congenital Pneumonia	2%
PROM	1%
Surfactant deficient lung disease (IRDS)	0.5%
Term IUGR	0.4%

Survival Rates (POA)- 2016

POA (Weeks)	Admissions	Transfer %	Deaths	Survival rate%
<28	27	0.4%	11	52%
29-30	39	0.3%	6	85%
31-34	224	1%	16	92%
35-37	247	4%	9	96%
>37	1054	17%	20	98%
Total	1591	23%	63	96%

Survival Rates (Bwt)- 2016

Weight (g)	Admissions	Transfer %	Deaths	Survival rate%
<500	1	0%	1	0%
500-999	31	0.30%	15	52%
1000-1499	104	1%	10	90%
1500-2500	578	8%	22	96%
>2500	828	14%	15	98%
Total	1542	23%	63	96%



Surgical Statistics

Major & Minor Surgical Operations (year 2015 and 2016)

Surgeries	year 2016						Total	year 2015		
	Major			Minor				Major	Minor	Total
	Routine	Casualty	Total	Routine	Casualty	Total				
Surgical units	1054	2266	3320	13	10194	10207	13527	3444	9141	12585
Gynecology	1187	491	1678	309	998	1307	2985	1491	1240	2731
Obstetrics	190	2643	2833	0	54	54	2887	2697	29	2726
Neurosurgery	431	134	565	44	17	61	626	497	48	545
Onco-surgery	336	39	375	72	7	79	454	355	93	448
ENT	417	41	458	161	47	208	666	257	400	657
Eye	2139	34	2173	303	4	307	2480	1289	251	1540
GU Surgery	476	95	571	164	9	173	744	615	251	866
Orthopedics	1257	225	1482	189	132	321	1803	1481	445	1926
OMF	262	5	267	641	681	1322	1589	354	1204	1558

Endoscopic Procedures (year 2015 and 2016)

Surgical unit	2016	2015
Upper GI Endoscopy	858	1070
Lower GI Endoscopy	498	594
Laparoscopy	23	18
Onco-Surgery		
Upper GI Endoscopy	175	231
Lower GI Endoscopy	108	84
Laparoscopy	8	8
Gastroenterology		
Upper GI Endoscopy	627	711
Lower GI Endoscopy	228	182
Laparoscopy	8	-
GU Surgery		
Laparoscopy	-	4
Cystoscopy	447	491

	2016	2015
ENT		
Esophagoscopy	30	23
FOL	1100	431
Bronchoscopy	1	9
Micro Laryngoscopy	9	0
Direct Laryngoscopy	88	94
Nasal Endoscopy	8	0
Respiratory Med.		
Bronchoscopy	369	276
Thoracoscopy	84	69
Gyn.Obs		
Laparoscopy	201	362
Hysteroscopy	7	47



Transfers Out

Transfers out

Yr 2016

Yr 2015

Ward	TH Kandy	NHSL	LRH	TH-Peraden.	CI Maharg	Other	Total	Total
Medical wd 1,2	19	3	0	0	0	9	31	44
Obstetrics wd 3	4	0	0	3	0	1	8	4
Obstetrics wd 4	1	0	0	3	0	0	4	4
Eye ward 5,6	35	0	1	0	0	10	46	42
Gynecology -7	3	0	0	0	4	0	7	10
Surgical Casualty 8	29	2	0	10	0	5	46	35
Surgical Post-Op 9	1	1	0	0	0	1	3	12
Surgical Post-Op 10	6	0	0	3	1	2	12	14
Surgical Post-Op 11	3	0	0	3	0	1	7	15
Surgical Post-Op 12	11	0	0	6	0	5	22	16
Medical wd 15,16	18	2	0	1	2	7	30	44
Neurology 17	17	1	0	1	0	0	19	8
GU Surgery 19	1	1	0	0	0	0	2	8
Orthopedic 20,21,31	10	5	7	0	0	0	22	14
Pediatric 22	5	1	10	1	6	1	24	29
Pediatric 23	0	0	21	17	5	2	45	18
Thalassemia 24	0	0	0	0	0	0	0	1
Neurosurgery 25	16	4	4	2	1	4	31	15
ENT wd 26,27	10	0	0	1	0	0	11	25
Resp med wd28,29	2	0	0	0	0	10	12	6
Dermatology 30	0	0	0	0	0	0	0	1
Oncology 32-35	4	10	0	0	15	3	32	61
Oncosurgery 36-37	5	1	0	1	3	0	10	5
Mental Health38,39	1	0	0	0	3	1	5	12
OMF wd 40/41	0	0	0	1	0	0	1	2
Neonatology	28	0	13	10	1	4	56	44
Cardiology	5	0	0	0	0	0	5	20
Surg. & Medical ICU	1	2	8	4	1	2	18	10
	235	33	64	67	42	68	509	519

MRI Referrals

336 patients were referred for MRI Scanning in year 2016

306 patients were referred to TH Peradeniya

31 patients were sent to TH Kandy

Investigations & Therapeutic Procedures



Radiological Investigations

	2016	2015
US Scan	22,817	22,618
US guided biopsy	334	331
CT Scan	17,516	16,808
CT guided biopsy	64	81
Normal X- ray	103,223	97,395
Barium Swallow	112	83
Barium Meal	19	20
Barium Enema	118	122
IVP	314	306
Angiogram/Fin gram	115	97
HSG	85	83
MCUG	61	47
Myelogram/ Sinogram	7 / 5	50 / 11
RPG	178	13
PCW	33	19

Neurological Investigations

		2016	2015
E.M.G. & N.C.S	Number of Patients	746	1100
EEG	No of outdoor patients	901	500
	No of indoor patients	551	502
	No of patients (total)	1452	1002

Oncological Procedures

		2016	2015
Chemo-therapy	Number of patients	4082	3524
	Number of doses	17378	14878
Radiother-apy	Number of Patients	1026	852
	Number of Fields	2208	1873

Cardiovascular Investigations

		2016	2015
ECHO	No of outdoor patients	6820	7420
	No of indoor patients	3597	3702
	TOE	58	77
	No of patients (total)	10459	11154
Normal ECG	No of indoor patients	47842	43357
	No of outdoor patients	22511	21809
	No of patients (total)	70353	65166
Ex ECG	No of patients (total)	556	573
Halter	Number of Patients	402	374

Laboratory Investigations

	2016	2015
Hematology	163,009	135,942
General Hematology	161,482	134,883
Special Hematology	1,527	1,059
Microbiology	49,098	49,151
Bacteriology	21,591	19,627
Serology	27,507	29,524
Histology	31,084	34,258
Histology Specimen	21,740	24,895
FNAC	1,736	1,579
PAP	5,803	6,222
Fluids	845	785
Chemical Pathology	507,130	402,659
Biochemistry	466,677	363,937
Clinical Pathology	27,342	27,188
Aspirated fluid, B HCG,	1,103	713
TSH / T4	9,004	8,348
Ferritin	1,913	1,672
CA 125	30	-
Debgue- Ab	1,061	789
OPD Laboratory	192,543	152,782
Oncall Investigations [4pm-8a.m]	291,749	208,540
Grand Total	1,234,613	983,332
Specimens sent to MRI	2,370	2,080
Specimens sent to Kandy	189	271

Rheumatological Procedures

		2016	2015
Oc-cupa-tional Thera-py	No of New Patients	769	721
	No of indoor patients	2742	3596
	No of outdoor patients	1386	1113
	No of patients (total)	4128	4709
Physio-therapy	No of new Pts. Regis.	6812	6850
	No of indoor patients	17314	19823
	No of outdoor patients	14014	13519
	No of Treatment Units	88461	97797

Speech Therapy

		2016	2015
	Number of Patients	2920	2224

Notification Transfers in Rabies Prophylaxis



Disease Notification

	yr 2016	yr 2015
Dengue Fever (Confirmed)	600	336
Dengue Fever (Suspected)	385	
Dysentery	85	79
Leptospirosis	58	44
Whooping Cough	*	0
Tuberculosis	84	73
Typhus fever	14	36
Hepatitis	75	93
Meningitis	136	55
Encephelitis	7	20
Typhoid Fever	12	9
Simple Continuous Fever	5	5
AFP	13	10
Rabies	0	1
Malaria	0	1
Food Poisoning	53	6
Chicken pox	118	142
Mumps	4	4
Measles	5	81
Laishmaniasis	13	0
Influenza A	0	0

* Whooping cough like illness

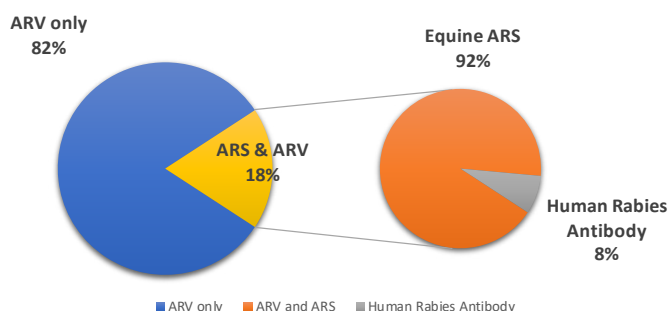
Transfers in

	2016		2015	
General /Base Hospitals				
Walimada	1788	12%	1866	12%
Diyathalawa	945	6%	677	4%
Monaragala	994	7%	1086	7%
Mahiyanganaya	605	4%	592	4%
District/Rural /Other Hospitals				
Passara	1878	12%	1994	13%
Meegahakiula	829	5%	896	6%
Lunugala	988	6%	926	6%
Etampitiya	1064	7%	831	5%
Galauda	466	3%	598	4%
Demodara	483	3%	431	3%
Matigahathanne	379	2%	753	5%
Kandeketiya	679	4%	473	3%
Uvaparanagama	527	3%	729	5%
Springvalley	230	2%	467	3%
Kandegedara	329	2%	559	4%
Roberiya	320	2%	360	2%
Kahataruppa	496	3%	161	1%
Nadungamuwa	198	1%	83	1%
Kandegolla	434	3%	316	2%
others	1597	10%	1681	11%
Total	15229		15479	

Rabies Post Exposure Prophylaxis (year 2015 and 2016)

Rabies Post Exposure Prophylaxis

	yr 2016
No of Attendance to RTU	7015
ARV and ARS	1255
ARV only	
2 site	3015
4 site	1719
Total	4734
Total	5989
Referral for Human Rabies Antibody	106
% ARV given (of total attendance)	85%
% ARS given (of ARV cohort)	18%
% Human ARS given (of ARS cohort)	8%





Local Purchase Medico-legal details

Local Purchase (year 2015 and 2016)

Units having Local purchase (Drugs and surgical items) more than Rs 100,000

Local Purchase

Unit	2016
Nephrology Unit	1,255,263
Medical ICU	618,368
ENT Unit	398,013
Gastroenterology Unit	340,865
Neurosurgery Unit	326,011
Cardiology Unit	295,055
Operation Theatre B	212,215
Surgical ICU	207,491
Operation Theatre A	166,776
Operation Theatre C	136,283
Medial (Ward 01)	118,875
Other units	525,471
Total (Rs)	4,600,686

Local Purchase

Unit	2015
Surgical ICU	1,375,038
Pediatric (Ward 22)	324,132
Medical ICU	309,049
Neurosurgery Unit	305,093
Gastroenterology Unit	264,133
Operation Theatre C	188,526
Surgical (Ward 10)	177,122
Medical Ward 02)	165,879
PBU	134,600
Operation Theatre A	132,065
ENT Unit	126,671
Medical (Ward 01)	122,574
Cardiology Unit	116,145
Medical (Ward 16)	105,725
Surgical (Ward 09)	100,396
Total (Rs)	4,951,644

Medico-legal activities

Post Mortems

Manner of Deaths	2016	2015
Natural	242	243
Sudden deaths	69	54
Suicide	39	40
Accidents	82	66
Murder	5	13
Maternal	8	3
Poisoning	19	13
Under Investigation	82	66
Other	15	17

M.L.E.F.

M.L.E.F. Category	2016	2015
Assault	958	1081
Accidents (Road Traffic)	895	752
Stab Injuries	9	25
Child Abuse	53	22
Rape	117	72
Alcohol Abuse	74	70
Abortion	2	1
Burns	12	8
Psychotic	5	9
Accuse of Rape	43	25
Trap Gun Injuries	9	12
Dog Bite	3	6
Other	54	95